

PROPOSED INDUSTRIAL FACILITY

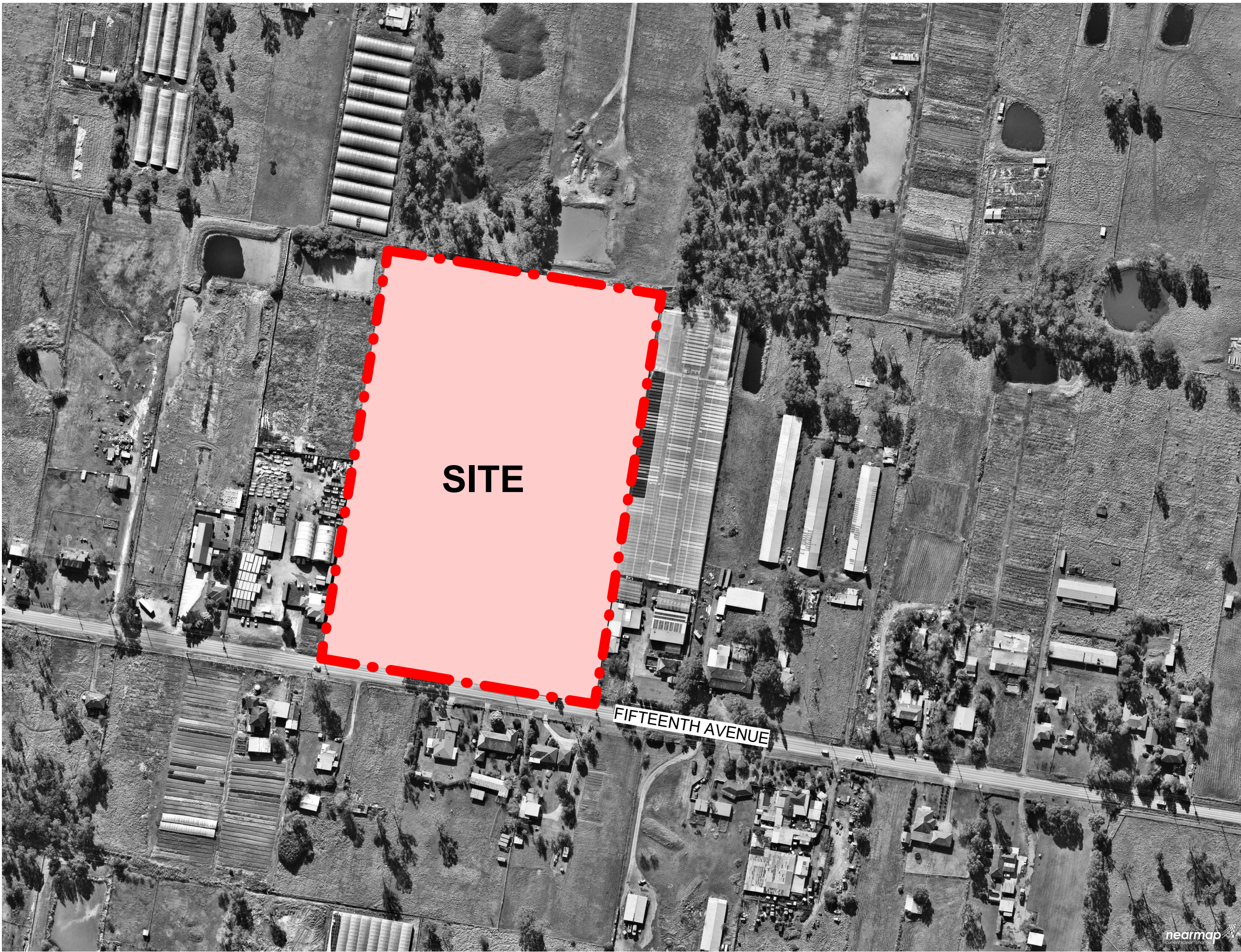
575-595 FIFTEENTH AVE, AUSTRAL

ARCHITECTURAL DRAWING SCHEDULE

DRAWING NO. DRAWING NAME REVISION ISSUE DATE

A001	COVER SHEET / DRAWING LIST	G	22.04.2024
A002	SITE ANALYSIS	E	23.08.2023
A003	SIGNAGE PLAN	E	23.08.2023
A004	PERSPECTIVES	E	23.08.2023
A006	STAGING DIAGRAM	C	22.04.2024
A007	DRAFT SUBDIVISION PLAN	B	23.08.2023
A008	CARPARK ALLOCATION PLAN	A	23.08.2023
A009	DEMOLITION PLAN	A	23.08.2023
A010	CONCEPT PLAN - PRE FIFTEENTH AVENUE UPGRADE	A	23.08.2023
A011	CONCEPT PLAN - POST FIFTEENTH AVENUE UPGRADE	A	23.08.2023
A012	CONCEPT PLAN - POST COLLECTOR ROAD UPGRADE	A	23.08.2023
A020	STAGE 1 OF DEVELOPMENT SITE PLAN	H	22.04.2024
A021	STAGE 3 OF DEVELOPMENT SITE PLAN	G	23.08.2023
A101	WAREHOUSE 1 PLAN	E	23.08.2023
A102	WAREHOUSE 1 ROOF PLAN	E	23.08.2023
A103	WAREHOUSE 2 PLAN	F	23.08.2023
A104	WAREHOUSE 2 ROOF PLAN	F	23.08.2023
A200	STREET ELEVATIONS	E	23.08.2023
A201	WAREHOUSE 1 ELEVATIONS N & E	F	23.08.2023
A202	WAREHOUSE 1 ELEVATIONS S & W	F	23.08.2023
A203	WAREHOUSE 2 ELEVATIONS N & E	F	23.08.2023
A204	WAREHOUSE 2 ELEVATIONS S & W	F	23.08.2023
A301	WAREHOUSE 1 SECTIONS	F	23.08.2023
A302	WAREHOUSE 2 SECTIONS	F	23.08.2023
A401	OFFICE TYPE 1	E	23.08.2023
A402	OFFICE TYPE 2	F	23.08.2023
A403	OFFICE TYPE 3	E	23.08.2023
A404	OFFICE TYPE 4	F	23.08.2023
A411	OFFICE TYPE 1 & 2 ELEVATIONS	E	23.08.2023
A412	OFFICE TYPE 3 & 4 ELEVATIONS	E	23.08.2023
A421	OFFICE TYPE 1 & 2 SECTIONS	E	23.08.2023
A422	OFFICE TYPE 3 & 4 SECTIONS	E	23.08.2023

PERSPECTIVE VIEW



DEVELOPMENT APPLICATION

Notes -This drawing and design is subject to Reid Campbell (NSW) Pty Ltd copyright and may not be reproduced without prior written consent. -Contractor to verify all dimensions on site before commencing work. -Report all discrepancies to project manager prior to construction. -Figured dimensions to be taken in preference to scaled drawings. -All work is to conform to relevant Australian Standards and other Codes as applicable, together with other Authorities' requirements and regulations. Michael Morony NSWARB No. 8218, QLD Reg. No. 5852, ARBV No. VIC00002, APBSA No. s3931, WA00026	Issue	Description	Date	By	QA
	A	DRAFT DEVELOPMENT APPLICATION	22.08.2022	CL	MM
	B	DEVELOPMENT APPLICATION	29.08.2022	CL	MM
	C	DEVELOPMENT APPLICATION	12.07.2022	CL	MM
	D	DEVELOPMENT APPLICATION	02.08.2022	CL	MM
	E	UPDATED DA SET	17.08.2022	SM	MM
	F	AMENDED TO ADDRESS COUNCIL COMMENT	23.08.2023	AY	MM
	G	UPDATED STORMWATER BASIN	22.04.2024	BZ	MM



STRATEGY | DESIGN | DELIVERY
ACN: 002 023 801 ABN: 28 317 605 875

Level 15, 124 Walker Street
North Sydney NSW 2060 Australia
Tel: 61 02 9554 5011
Fax: 61 02 9554 4946
Email: sydney@reidcampbell.com
Website: www.reidcampbell.com

DEVELOPMENT APPLICATION

CLIENT	PROJECT MANAGER	PROJECT PROPOSED INDUSTRIAL FACILITY 575-595 FIFTEENTH AVE, AUSTRAL	NORTH POINT 	Drawing Title COVER SHEET / DRAWING LIST
		Drawn Checked PRINT DATE CL MM 22/04/2024 2:39:16 PM		SHEET NUMBER 1210063_A001
				ISSUE G

Autodesk Docs://1210063_Fyve Development Fifteenth Ave Austral/1210063_FYVE DEVELOPMENT FIFTEENTH AVE_DA_R23 - STAGING.rvt



LEGEND

- SITE BOUNDARY
- BUILDING SETBACK
- LANDSCAPING
- SOLAR PATH
- PREVAILING WINDS

ABBREVIATION

DP	DOWN PIPE
FE	FIRE EXIT DOOR
G-SL	GATE (SLIDING)
G-SW	GATE SINGLE (SWING)
RSD	ROLLER SHUTTER DOOR
RTW	RETAINING WALL
DL	DOCK LEVELER

NOTES

- ALL FFL LEVELS $\pm 500\text{mm}$.
- ALL LEVELS AND EXTENTS ARE INDICATIVE & SHOULD BE READ IN CONJUNCTION WITH CIVIL ENG. DWGS FOR FINAL LEVELS OF ALL EARTH WORKS AND EXCAVATION.
- ALL LANDSCAPING TO LANDSCAPE ARCHITECT'S DETAILS.
- ALL INFORMATION SUBJECT TO DETAILED DESIGN AND ENGINEERING INPUT.
- ALL MEASUREMENTS OF EXISTING STRUCTURES ARE APPROXIMATE ONLY, AND TO BE CONFIRMED ON SITE.



SCALE BAR 1:250 @ A1 ; 1: 500 @ A3

Drawing Title

SITE ANALYSIS

SHEET NUMBER

1210063_A002

ISSUE

E

Notes
-This drawing and design is subject to Reid Campbell (NSW) Pty Ltd copyright and may not be reproduced without prior written consent.
-Contractor to verify all dimensions on site before commencing work.
-Report all discrepancies to project manager prior to construction.
-Figured dimensions to be taken in preference to scaled drawings.
-All work is to conform to relevant Australian Standards and other Codes as applicable, together with other Authorities' requirements and regulations.
Michael Morony NSWARB No. 8218, QLD Reg. No. 5852, ARBV No. VIC00002, APBSA No. s3931, WA00026

Issue	Description	Date	By	QA
A	DEVELOPMENT APPLICATION	25.08.2022	CL	MM
B	DEVELOPMENT APPLICATION	12.07.2022	CL	MM
C	DEVELOPMENT APPLICATION	02.08.2022	CL	MM
D	UPDATED DA SET	17.08.2022	SM	MM
E	AMENDED TO ADDRESS COUNCIL COMMENT	23.08.2023	AY	MM



STRATEGY | DESIGN | DELIVERY
ACN: 002 033 801 ABN: 28 317 855 875
Level 15, 124 Walker Street
North Sydney NSW 2060 Australia
Tel: 61 02 9554 5011
Fax: 61 02 9554 4946
Email: sydney@reidcampbell.com
Website: www.reidcampbell.com

DEVELOPMENT
APPLICATION

FYVE

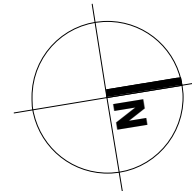
CLIENT

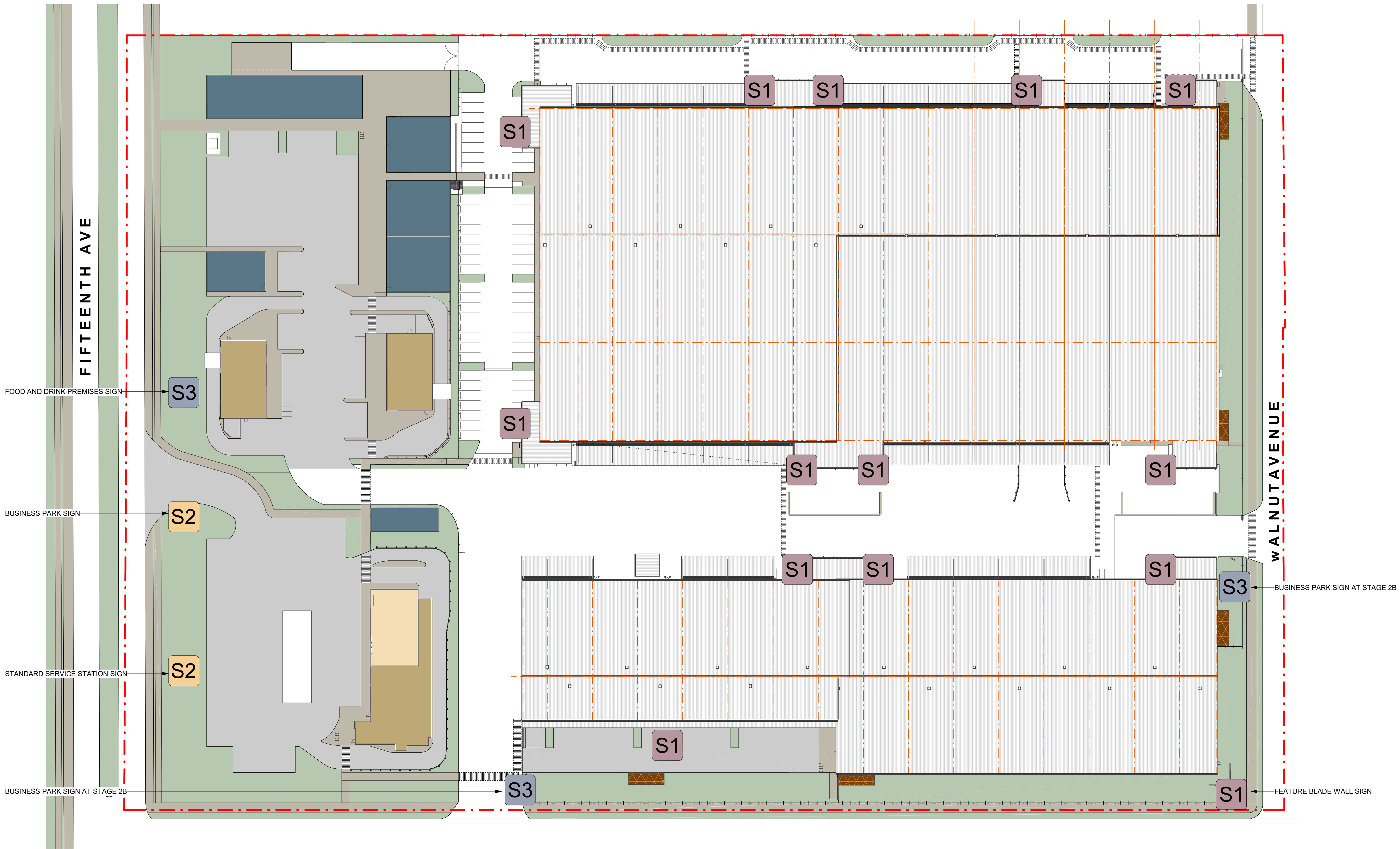
PROJECT MANAGER

PROJECT
PROPOSED INDUSTRIAL
FACILITY
575-595 FIFTEENTH AVE, AUSTRAL

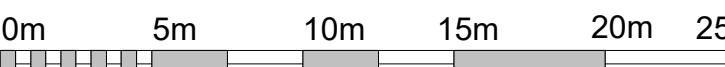
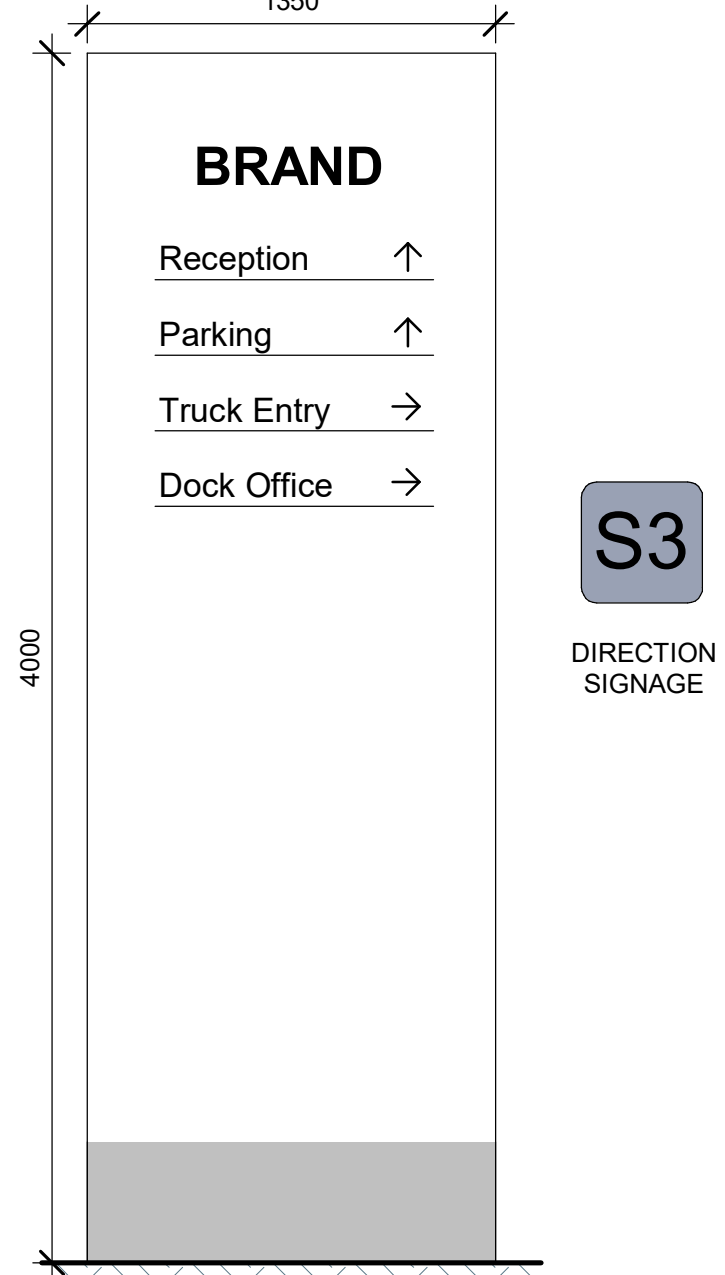
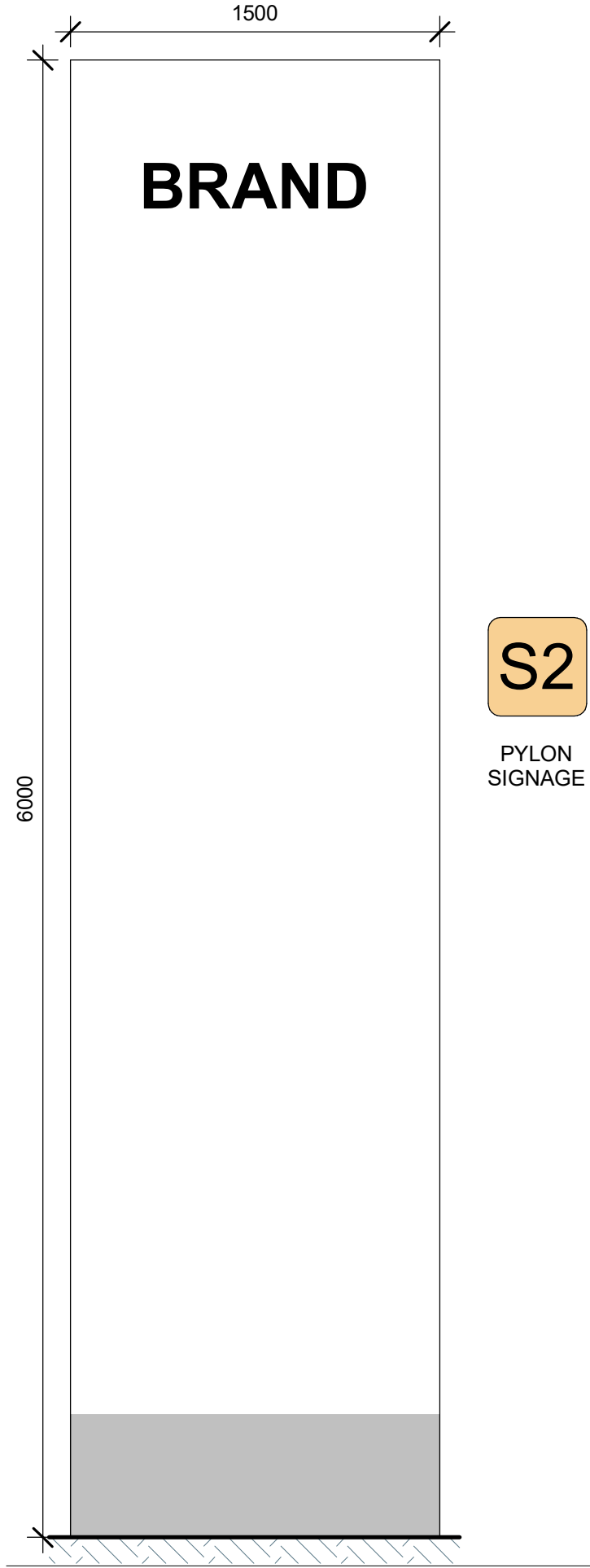
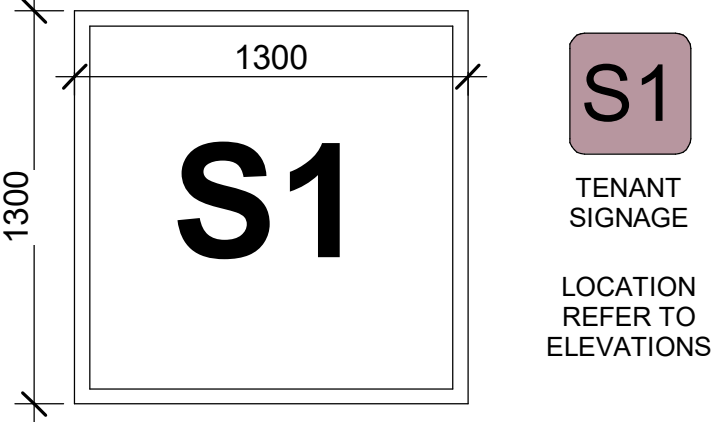
Drawn Checked PRINT DATE
CL MM 30/08/2023 6:42:43 PM

NORTH POINT





TYPICAL SIGNAGE



SCALE BAR 1:250 @ A1 ; 1: 500 @ A3

Notes					
-This drawing and design is subject to Reid Campbell (NSW) Pty Ltd copyright and may not be reproduced without prior written consent.					
-Contractor to verify all dimensions on site before commencing work.					
-Report all discrepancies to project manager prior to construction.					
-Figured dimensions to be taken in preference to scaled drawings.					
-All work is to conform to relevant Australian Standards and other Codes as applicable, together with other Authorities' requirements and regulations.					
Michael Morony NSWARB No. 8218, QLD Reg. No. 5852, ARBV No. VIC00002, APBSA No. s3931, WA00026					

Issue	Description	Date	By	QA
A	DEVELOPMENT APPLICATION	25.08.2022	CL	MM
B	DEVELOPMENT APPLICATION	12.07.2022	CL	MM
C	DEVELOPMENT APPLICATION	02.08.2022	CL	MM
D	UPDATED DA SET	17.08.2022	SM	MM
E	AMENDED TO ADDRESS COUNCIL COMMENT	23.08.2023	AY	MM



STRATEGY | DESIGN | DELIVERY
ACN: 002 033 801 ABN: 28 317 855 875
Level 15, 124 Walker Street
North Sydney NSW 2060 Australia
Tel: 61 02 9554 5011
Fax: 61 02 9554 4946
Email: sydney@reidcampbell.com
Website: www.reidcampbell.com

DEVELOPMENT APPLICATION



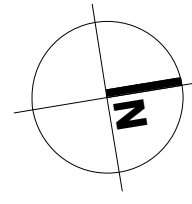
CLIENT

PROJECT MANAGER

PROJECT
PROPOSED INDUSTRIAL FACILITY
575-595 FIFTEENTH AVE, AUSTRAL

Drawn Checked PRINT DATE
CL MM 18/09/2023 4:52:02 PM

NORTH POINT



Drawing Title
SIGNAGE PLAN

SHEET NUMBER
1210063_A003

ISSUE
E



ENTRY FROM FIFTEENTH AVE - FACING NORTH



OFFICE 1D - FACING NORTH



OFFICE 2A - FACING NORTH WEST



OFFICE 2D & 1G - FACING SOUTH

Notes					
-This drawing and design is subject to Reid Campbell (NSW) Pty Ltd copyright and may not be reproduced without prior written consent.					
-Contractor to verify all dimensions on site before commencing work.					
-Report all discrepancies to project manager prior to construction.					
-Figured dimensions to be taken in preference to scaled drawings.					
-All work is to conform to relevant Australian Standards and other Codes as applicable, together with other Authorities' requirements and regulations.					
Michael Morony NSWARB No. 8218, QLD Reg. No. 5852, ARBV No. VIC00002, APBSA No. s3931, WA00026					
Issue	Description	Date	By	QA	
A	DEVELOPMENT APPLICATION	25.08.2022	CL	MM	
B	DEVELOPMENT APPLICATION	12.07.2022	CL	MM	
C	DEVELOPMENT APPLICATION	02.08.2022	CL	MM	
D	UPDATED DA SET	17.08.2022	SM	MM	
E	AMENDED TO ADDRESS COUNCIL COMMENT	23.08.2023	AY	MM	



STRATEGY | DESIGN | DELIVERY

ACN: 002 033 801 ABN: 28 517 605 875

Level 15, 124 Walker Street
North Sydney NSW 2060 Australia

Tel: 61 02 9554 5011
Fax: 61 02 9554 4946
Email: sydney@reidcampbell.com
Website: www.reidcampbell.com

DEVELOPMENT
APPLICATION

CLIENT

FYVE

PROJECT MANAGER

PROJECT
PROPOSED INDUSTRIAL
FACILITY
575-595 FIFTEENTH AVE, AUSTRAL

Drawn	Checked	PRINT DATE
CL	MM	23/08/2023 4:24:04 PM

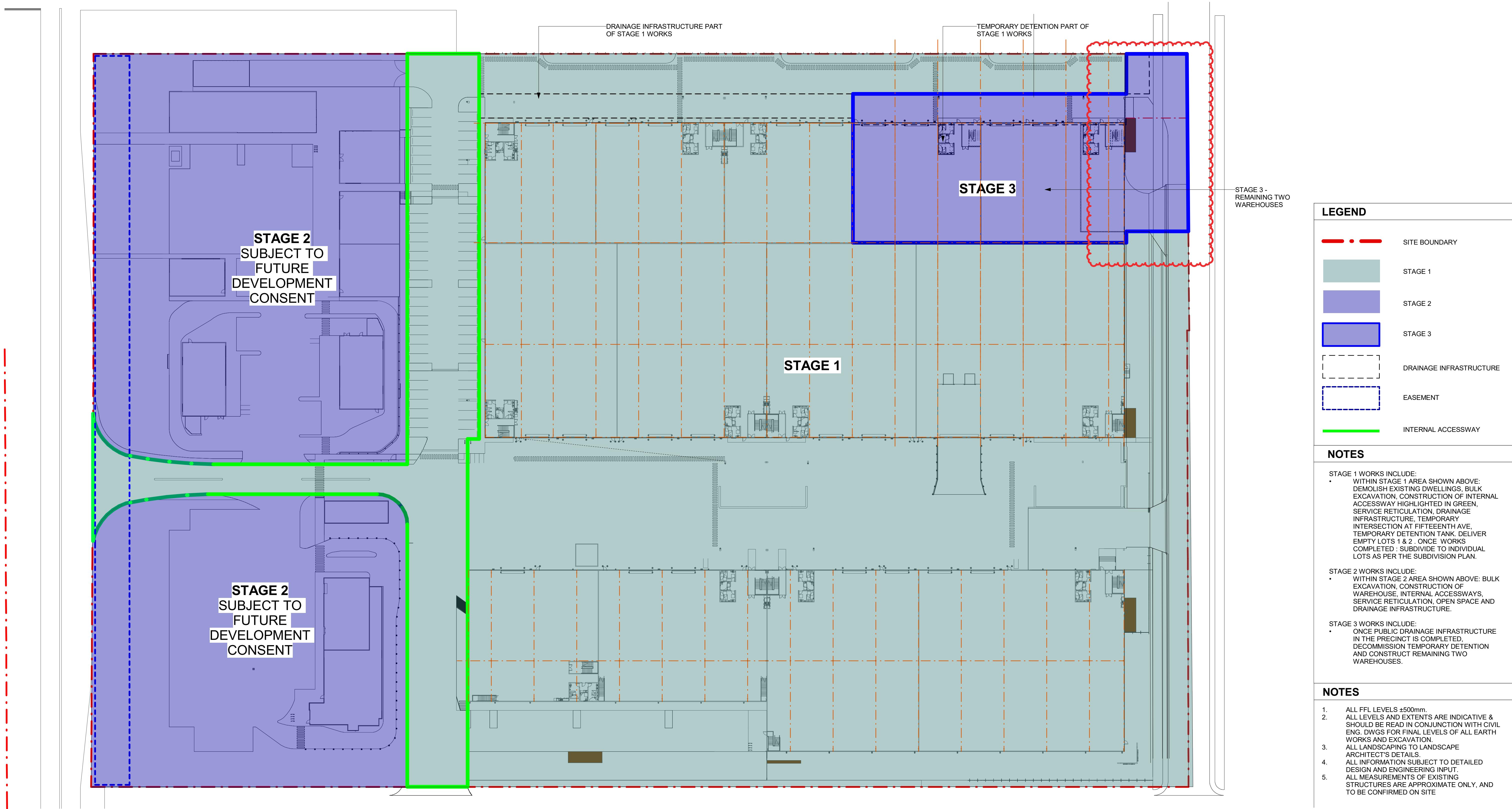
NORTH POINT

N/A

0m5m10m15m20m25m

SCALE BAR 1:250 @ A1 ; 1: 500 @ A3

Drawing Title	
PERSPECTIVES	
SHEET NUMBER	ISSUE
1210063_A004	E



LEGEND

- SITE BOUNDARY
- STAGE 1
- STAGE 2
- STAGE 3
- DRAINAGE INFRASTRUCTURE
- EASEMENT
- INTERNAL ACCESSWAY

NOTES

- STAGE 1 WORKS INCLUDE:
- WITHIN STAGE 1 AREA SHOWN ABOVE: DEMOLISH EXISTING DWELLINGS, BULK EXCAVATION, CONSTRUCTION OF INTERNAL ACCESSWAY HIGHLIGHTED IN GREEN, SERVICE RETICULATION, DRAINAGE INFRASTRUCTURE, TEMPORARY INTERSECTION AT FIFTEENTH AVE, TEMPORARY DETENTION TANK, DELIVER EMPTY LOTS 1 & 2. ONCE WORKS COMPLETED : SUBDIVIDE TO INDIVIDUAL LOTS AS PER THE SUBDIVISION PLAN.
- STAGE 2 WORKS INCLUDE:
- WITHIN STAGE 2 AREA SHOWN ABOVE: BULK EXCAVATION, CONSTRUCTION OF WAREHOUSE, INTERNAL ACCESSWAYS, SERVICE RETICULATION, OPEN SPACE AND DRAINAGE INFRASTRUCTURE.
- STAGE 3 WORKS INCLUDE:
- ONCE PUBLIC DRAINAGE INFRASTRUCTURE IN THE PRECINCT IS COMPLETED, DECOMMISSION TEMPORARY DETENTION AND CONSTRUCT REMAINING TWO WAREHOUSES.

NOTES

- ALL FFL LEVELS ±500mm.
- ALL LEVELS AND EXTENTS ARE INDICATIVE & SHOULD BE READ IN CONJUNCTION WITH CIVIL ENG. DWGS FOR FINAL LEVELS OF ALL EARTH WORKS AND EXCAVATION
- ALL LANDSCAPING TO LANDSCAPE ARCHITECT'S DETAILS.
- ALL INFORMATION SUBJECT TO DETAILED DESIGN AND ENGINEERING INPUT.
- ALL MEASUREMENTS OF EXISTING STRUCTURES ARE APPROXIMATE ONLY, AND TO BE CONFIRMED ON SITE

ABBREVIATION

DP	DOWN PIPE
FE	FIRE EXIT DOOR
G-SL	GATE (SLIDING)
G-SW	GATE SINGLE (SWING)
RSD	ROLLER SHUTTER DOOR
RTW	RETAINING WALL
DL	DOCK LEVELER



SCALE BAR 1:250 @ A1 ; 1: 500 @ A3

Drawing Title
STAGING DIAGRAM

SHEET NUMBER
1210063_A006

ISSUE
C

Notes
-This drawing and design is subject to Reid Campbell (NSW) Pty Ltd copyright and may not be reproduced without prior written consent.
-Contractor to verify all dimensions on site before commencing work.
-Report all discrepancies to project manager prior to construction.
-Figured dimensions to be taken in preference to scaled drawings.
-All work is to conform to relevant Australian Standards and other Codes as applicable, together with other Authorities' requirements and regulations.
Michael Morony NSWARB No. 8218, QLD Reg. No. 5852, ARBV No. VIC00002, APBSA No. s3931, WA00026

Issue	Description	Date	By	QA
A	ADDITIONAL SITE PLANS	26.08.2022	SM	MM
B	AMENDED TO ADDRESS COUNCIL COMMENT	23.08.2023	AY	MM
C	UPDATED STORMWATER BASIN	22.04.2024	BZ	MM



STRATEGY | DESIGN | DELIVERY
ACN: 002 033 801 ABN: 28 517 605 875
Level 15, 124 Walker Street
North Sydney NSW 2060 Australia
Tel: 61 02 9554 5011
Fax: 61 02 9554 4946
Email: sydney@reidcampbell.com
Website: www.reidcampbell.com

DEVELOPMENT
APPLICATION

FYVE

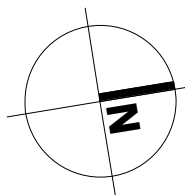
CLIENT

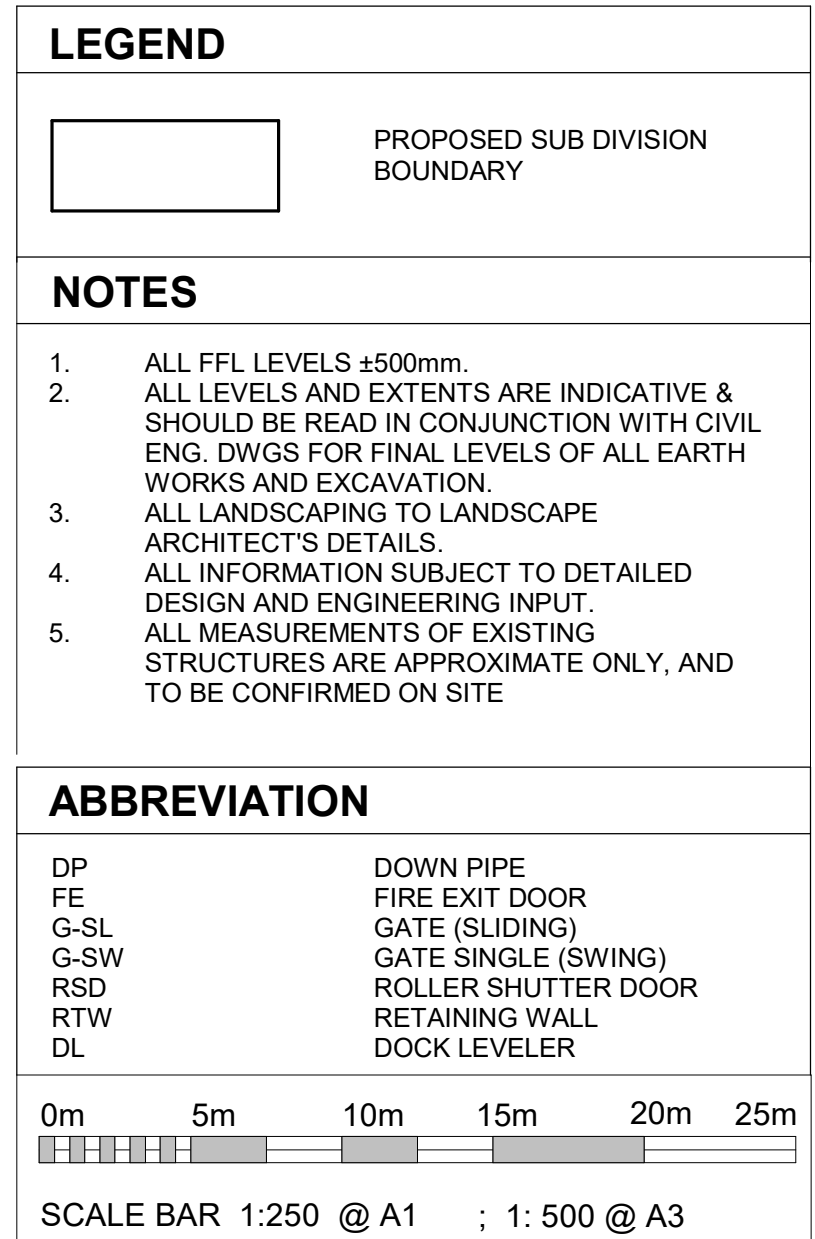
PROJECT MANAGER

PROJECT
**PROPOSED INDUSTRIAL
FACILITY**
575-595 FIFTEENTH AVE, AUSTRAL

Drawn Checked PRINT DATE
SM MM 22/04/2024 2:39:24 PM

NORTH POINT





Notes	Issue	Description	Date	By	QA
<p>This drawing and design is subject to Reid Campbell (NSW) Pty Ltd copyright and may not be reproduced without prior written consent.</p> <p>Contractor to verify all dimensions on site before commencing work.</p> <p>Report all discrepancies to project manager prior to construction.</p> <p>Figure dimensions to be taken in preference to called dimensions.</p> <p>All work is to conform to relevant Australian Standards and other Codes as applicable, together with other Authorities' requirements and regulations.</p>	A	ADDITIONAL SITE PLANS	26.08.2022	SM	MM
	B	AMENDED TO ADDRESS COUNCIL COMMENT	23.08.2023	AT	MM

Michael Morony NSWARB No. 8218, QLD Reg. No. 5852, ARBV No. VIC00002, APBSA No. s3931, WA00026

**REID
CAMPBELL**

STRATEGY | DESIGN | DELIVERY

ACN: 002 033 801 **ABN:** 28 317 005 875

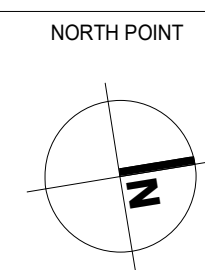
Level 15, 124 Walker Street
North Sydney NSW 2060 Australia

Tel: 61 02 9954 5011
Fax: 61 02 9954 4946
Email: sydney@reidcampbell.com
Website: www.reidcampbell.com

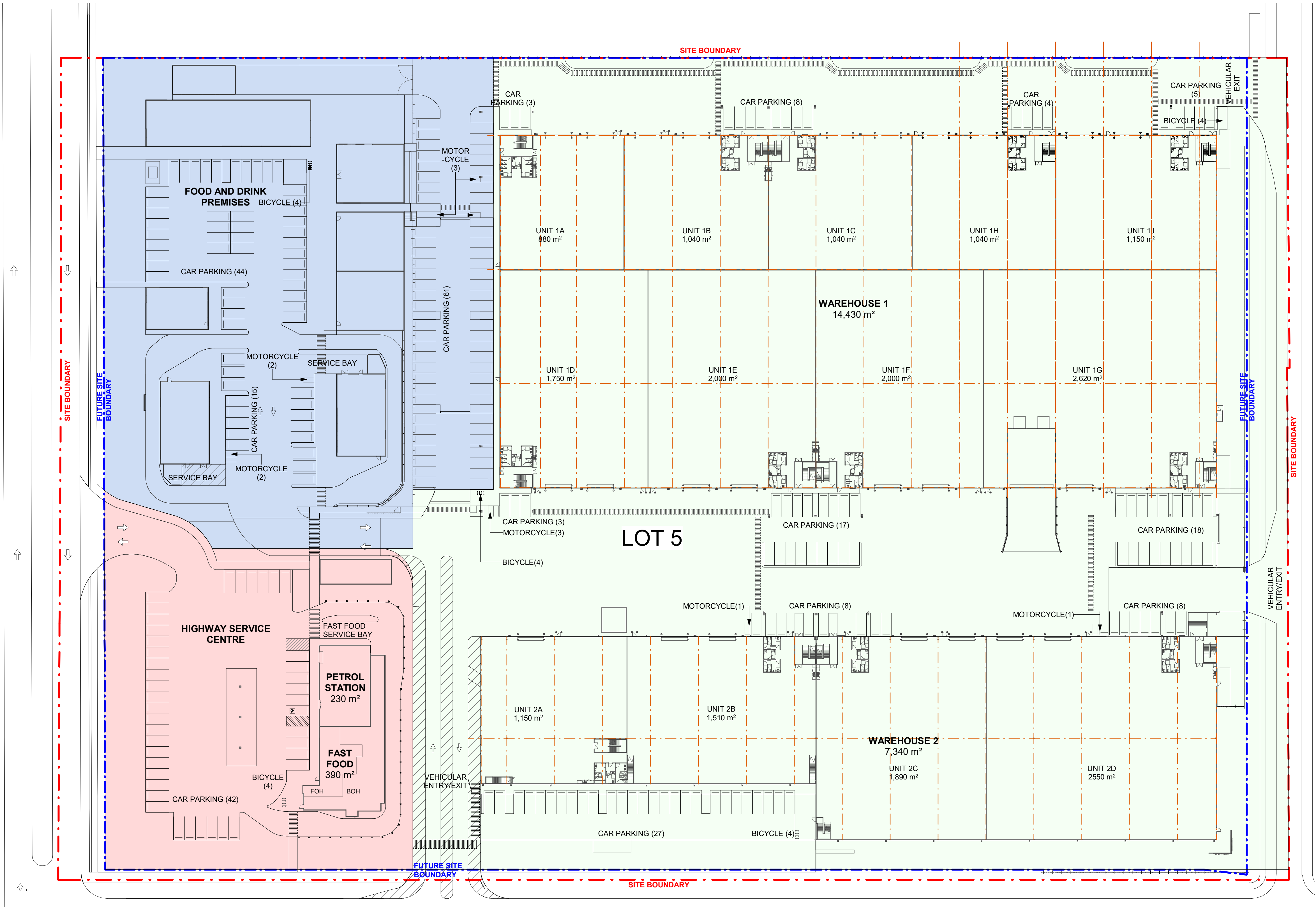
CLIENT

FYVE

PROJECT MANAGER	PROJECT	
	PROPOSED INDUSTRIAL FACILITY 575-595 FIFTEENTH AVE, AUSTRAL	
	Drawn	Checked
	SM	MM
	PRINT DATE	
	18/09/2023 5:07:20 PM	



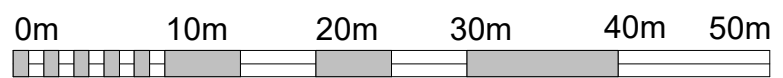
Drawing Title	
DRAFT SUBDIVISION PLAN	
SHEET NUMBER	ISSUE
1210063_ A007	B



SITE AREA (APPROX.)		56,151 m ²
BUILDING AREAS (GLA) STAGE 1		
WAREHOUSE		20,725 m ²
OFFICES	2,285 m ²	
UNITS	18,440 m ²	
TOTAL BUILDING AREA (STAGE1)		23,160 m ²
BUILDING AREAS (GLA) STAGE 3		
FOOD AND DRINK PREMISES		1,715 m ²
HIGHWAY SERVICE CENTRE		720 m ²
WAREHOUSE		23,335 m ²
OFFICES	2,705 m ²	
UNITS	20,630 m ²	
TOTAL BUILDING AREA (STAGE3)		24,770 m ²

CAR PARKING SPACES		
FOOD & DRINK PRECINCT (BLUE)		
REQUIRED		192.7
PROVIDED		120
SHORTFALL		72.7
HIGHWAY SERVICES CENTER (RED)		
REQUIRED		20.5
PROVIDED	PRE ROAD	43
	POST ROAD	42
SURPLUS	PRE ROAD	22.5
	POST ROAD	21.5
WAREHOUSING (GREEN)		
REQUIRED	STAGE 1	77.8
	STAGE 3	69.1
PROVIDED	STAGE 1	116
	STAGE 3	101
SURPLUS	STAGE 1	38.2
	STAGE 3	31.9
TOTAL CAR SPACE		
REQUIRED	STAGE 1	291
	STAGE 3	282.3
PROVIDED	STAGE 1	279
	STAGE 3	265
SHORTFALL	STAGE 1	12
	STAGE 3	17.3

PARKING SPACES		
MOTORCYCLE	REQUIRED	PROVIDED
HIGHWAY SERVICES CENTER	1 : 25 - IN EXCESS OF	-
FOOD AND DRINK PREMISES	THE FIRST 25 CAR SPACES	7
WAREHOUSE 1 & 2		5
TOTAL	10	12
BICYCLE		
HIGHWAY SERVICES CENTER		4
FOOD AND DRINK PREMISES	20	4
WAREHOUSE 1 & 2		12
TOTAL	20	20



SCALE BAR 1:500 @ A1 ; 1: 1000 @ A3

Drawing Title	
CARPARK ALLOCATION PLAN	
SHEET NUMBER	
1210063_A008	
ISSUE	
A	

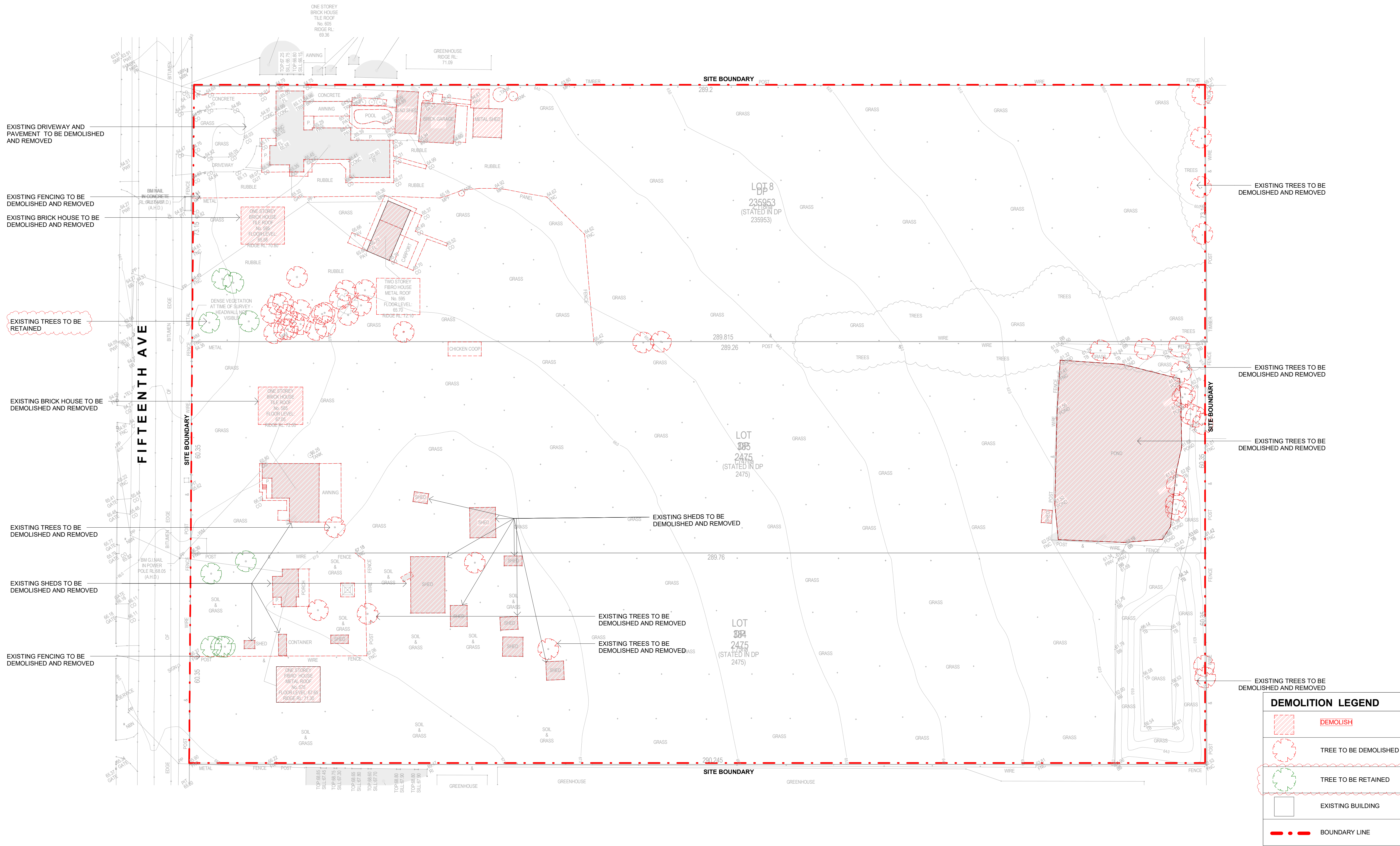
Notes	Issue	Description	Date	By	QA
	A	AMENDED TO ADDRESS COUNCIL COMMENT	23.08.2023	AY	MM
-This drawing and design is subject to Reid Campbell (NSW) Pty Ltd copyright and may not be reproduced without prior written consent. -Contractor to verify all dimensions on site before commencing work. -Report all discrepancies to project manager prior to construction. -Figured dimensions to be taken in preference to scaled drawings. -All work is to conform to relevant Australian Standards and other Codes as applicable, together with other Authorities' requirements and regulations. Michael Morony NSWARB No. 8218					

REIDCAMPBELL
Architecture, Interiors, Project Management
ACN 002 033 801 ABRN 28 317 605 875
Level 15, 124 Walker Street
North Sydney NSW 2060 Australia
Tel: 61 02 9954 5011 Email: sydney@reidcampbell.com
Fax: 61 02 9954 4946 Web: www.reidcampbell.com

DEVELOPMENT APPLICATION

FYVE

CLIENT	PROJECT MANAGER	PROJECT	NORTH POINT
		PROPOSED INDUSTRIAL FACILITY	
		575-595 FIFTEENTH AVE, AUSTRAL	
Drawn	Checked	PRINT DATE	
AY	MM	11/09/2023 2:11:25 PM	



Notes				
-This drawing and design is subject to Reid Campbell (NSW) Pty Ltd copyright and may not be reproduced without prior written consent.				
-Contractor to verify all dimensions on site before commencing work.				
-Report all discrepancies to project manager prior to construction.				
-Figured dimensions to be taken in preference to scaled drawings.				
-All work is to conform to relevant Australian Standards and other Codes as applicable, together with other Authorities' requirements and regulations.				
Michael Morony NSWARB No. 8218				

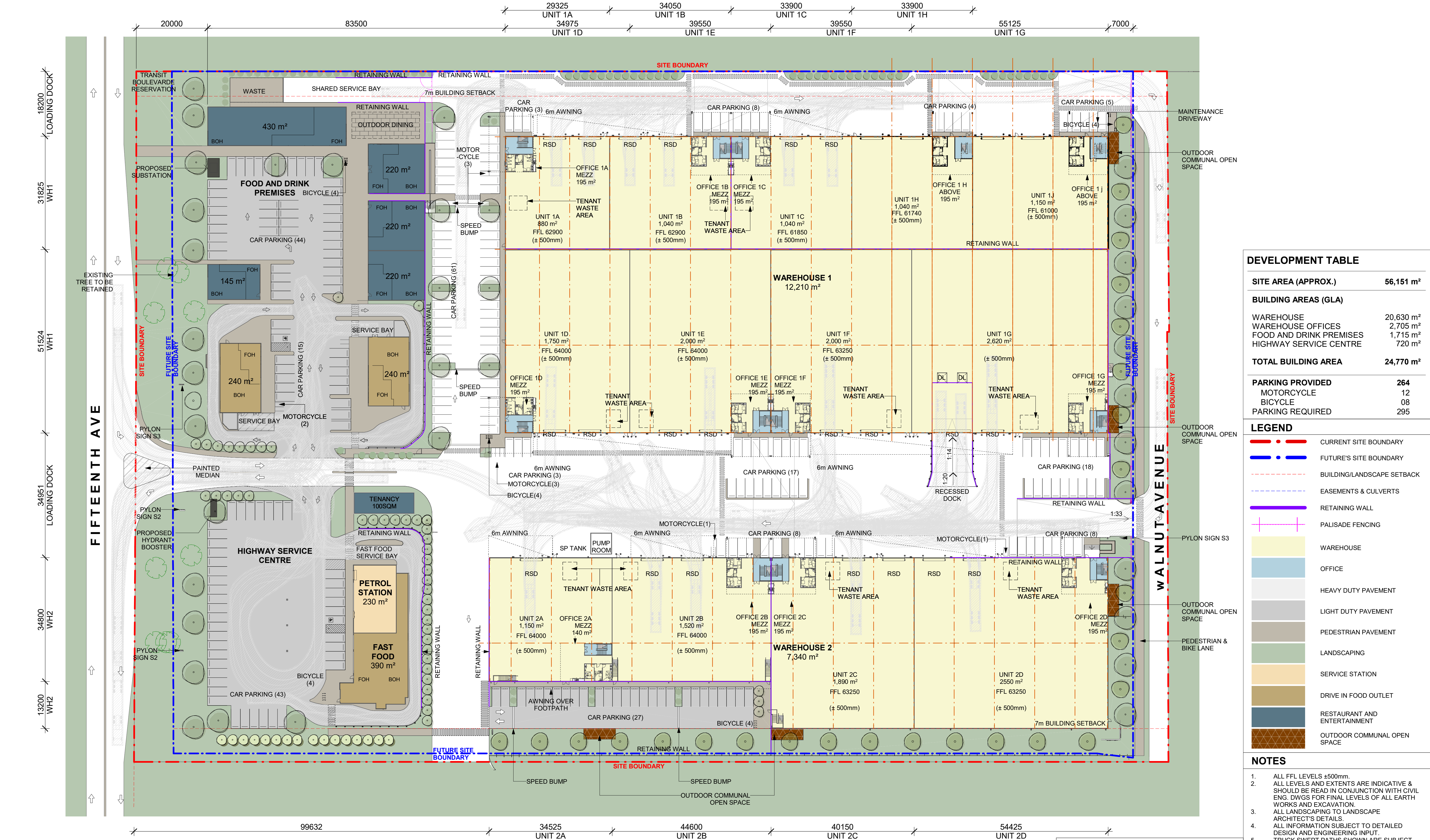
Issue	Description	Date	By	QA
A	AMENDED TO ADDRESS COUNCIL COMMENT	23.08.2023	AY	MM

REIDCAMPBELL
Architecture, Interiors, Project Management
ACN 002 033 801 ABN 28 317 005 875
Level 15, 124 Walker Street
North Sydney NSW 2060 Australia
Tel: 61 02 9954 5011 Email: sydney@reidcampbell.com
Fax: 61 02 9954 4946 Web: www.reidcampbell.com

DEVELOPMENT APPLICATION

FYVE

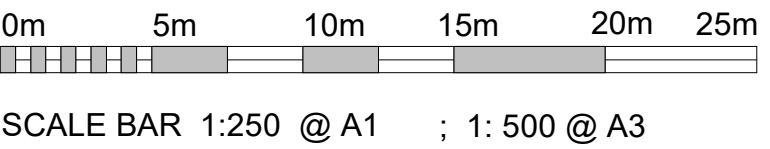
CLIENT	PROJECT MANAGER	PROJECT	NORTH POINT	Drawing Title	
		PROPOSED INDUSTRIAL FACILITY 575-595 FIFTEENTH AVE, AUSTRAL		DEMOLITION PLAN	
		Drawn Checked PRINT DATE AY MM 30/08/2023 6:49:42 PM		SHEET NUMBER 1210063_A009	ISSUE A



DEVELOPMENT TABLE	
SITE AREA (APPROX.)	56,151 m ²
BUILDING AREAS (GLA)	
WAREHOUSE	20,630 m ²
WAREHOUSE OFFICES	2,705 m ²
FOOD AND DRINK PREMISES	1,715 m ²
HIGHWAY SERVICE CENTRE	720 m ²
TOTAL BUILDING AREA	24,770 m ²
PARKING PROVIDED	
MOTORCYCLE	264
BICYCLE	12
PARKING REQUIRED	08
PARKING REQUIRED	295

LEGEND	
	CURRENT SITE BOUNDARY
	FUTURE'S SITE BOUNDARY
	BUILDING/LANDSCAPE SETBACK
	EASEMENTS & CULVERTS
	RETAINING WALL
	PALISADE FENCING
	WAREHOUSE
	OFFICE
	HEAVY DUTY PAVEMENT
	LIGHT DUTY PAVEMENT
	PEDESTRIAN PAVEMENT
	LANDSCAPING
	SERVICE STATION
	DRIVE IN FOOD OUTLET
	RESTAURANT AND ENTERTAINMENT
	OUTDOOR COMMUNAL OPEN SPACE

- NOTES**
- ALL FFL LEVELS ±500mm.
 - ALL LEVELS AND EXTENTS ARE INDICATIVE & SHOULD BE READ IN CONJUNCTION WITH CIVIL ENG. DWGS FOR FINAL LEVELS OF ALL EARTH WORKS AND EXCAVATION.
 - ALL LANDSCAPING TO LANDSCAPE ARCHITECT'S DETAILS.
 - ALL INFORMATION SUBJECT TO DETAILED DESIGN AND ENGINEERING INPUT.
 - TRUCK SWEEP PATHS SHOWN ARE SUBJECT TO TRAFFIC ENGINEER'S CONFIRMATION.
 - ALL CIVIL ENG. ITEMS SUBJECT TO DETAILED DESIGN AND STRUCTURAL COORDINATION.



Notes
-This drawing and design is subject to Reid Campbell (NSW) Pty Ltd copyright and may not be reproduced without prior written consent.
-Contractor to verify all dimensions on site before commencing work.
-Report all discrepancies to project manager prior to construction.
-Figured dimensions to be taken in preference to scaled drawings.
-All work is to conform to relevant Australian Standards and other Codes as applicable, together with other Authorities' requirements and regulations.
Michael Morony NSWARB No. 8218, QLD Reg. No. 5852, ARBV No. VIC00002, APBSA No. s3931, WA00026

Issue	Description	Date	By	QA
A	AMENDED TO ADDRESS COUNCIL COMMENT	23.08.2023	AY	MM

STRATEGY | DESIGN | DELIVERY

ACR: 002 033 801 ACR: 28 317 805 875

Level 15, 124 Walker Street
North Sydney NSW 2060 Australia
Tel: 61 02 9554 5011
Fax: 61 02 9554 4946
Email: sydney@reidcampbell.com
Website: www.reidcampbell.com

REID CAMPBELL

DEVELOPMENT APPLICATION

FYVE

CLIENT

PROJECT MANAGER

PROJECT
PROPOSED INDUSTRIAL FACILITY
575-595 FIFTEENTH AVE, AUSTRAL

NORTH POINT

Drawing Title
CONCEPT PLAN - PRE FIFTEENTH AVENUE UPGRADE

SHEET NUMBER
1210063_A010

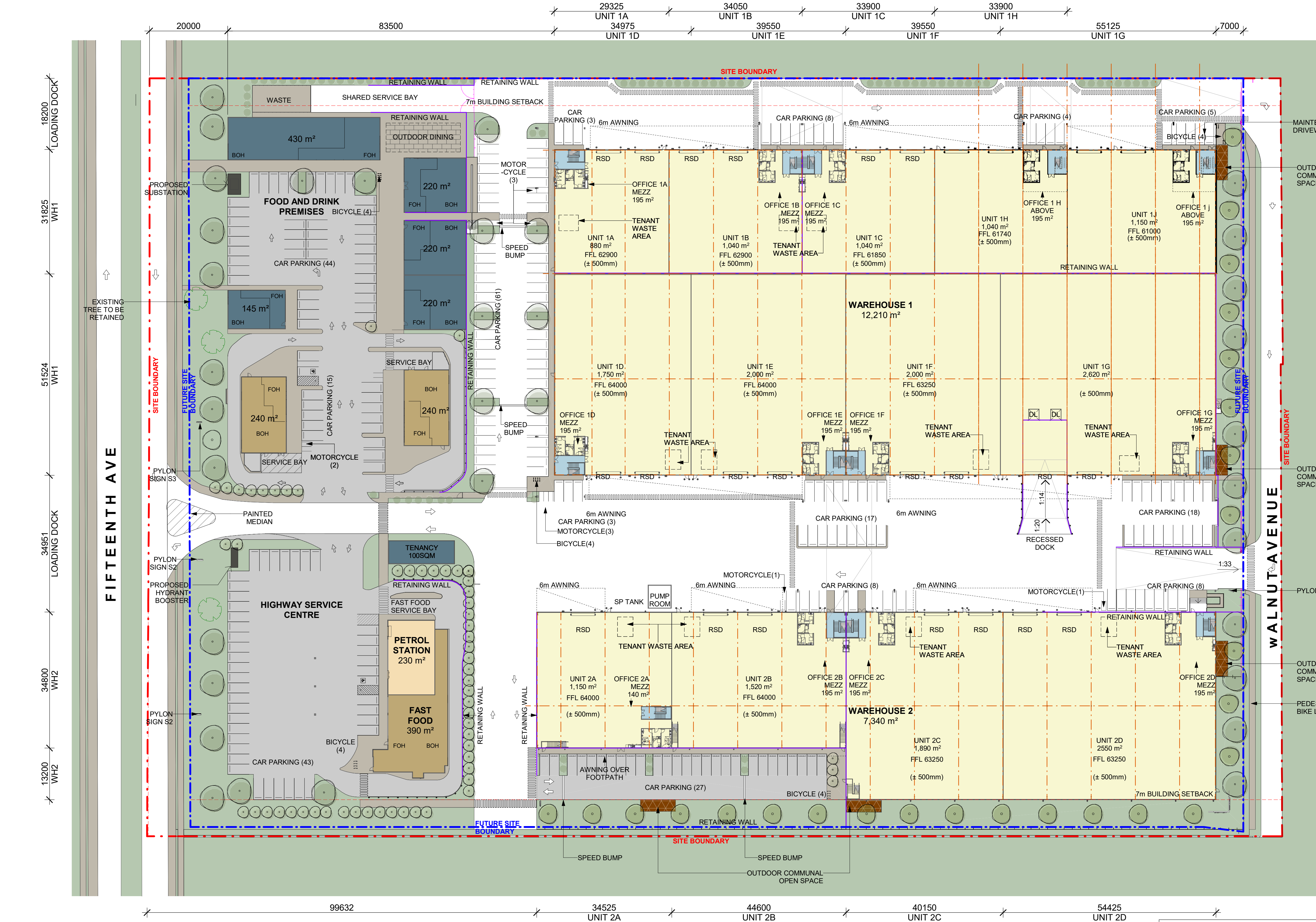
ISSUE
A

Drawn
AY

Checked
MM

PRINT DATE
11/09/2023 2:01:01 PM

Autodesk Docs/1210063_Fyve Development Fifteenth Ave Austral/1210063_FYVE DEVELOPMENT FIFTEENTH AVE_AU_R23 - STAGING.rvt



DEVELOPMENT TABLE

SITE AREA (APPROX.)	56,151 m ²
BUILDING AREAS (GLA)	
WAREHOUSE	20,630 m ²
WAREHOUSE OFFICES	2,705 m ²
FOOD AND DRINK PREMISES	1,715 m ²
HIGHWAY SERVICE CENTRE	720 m ²
TOTAL BUILDING AREA	24,770 m ²
PARKING PROVIDED	264
MOTORCYCLE	12
BICYCLE	08
PARKING REQUIRED	295

LEGEND

---	CURRENT SITE BOUNDARY
---	FUTURE'S SITE BOUNDARY
---	BUILDING/LANDSCAPE SETBACK
---	EASEMENTS & CULVERTS
---	RETAINING WALL
---	PALISADE FENCING
---	WAREHOUSE
---	OFFICE
---	HEAVY DUTY PAVEMENT
---	LIGHT DUTY PAVEMENT
---	PEDESTRIAN PAVEMENT
---	LANDSCAPING
---	SERVICE STATION
---	DRIVE IN FOOD OUTLET
---	RESTAURANT AND ENTERTAINMENT
---	OUTDOOR COMMUNAL OPEN SPACE

NOTES

- ALL FFL LEVELS ± 500 mm.
- ALL LEVELS AND EXTENTS ARE INDICATIVE & SHOULD BE READ IN CONJUNCTION WITH CIVIL ENG. DWGS FOR FINAL LEVELS OF ALL EARTH WORKS AND EXCAVATION.
- ALL LANDSCAPING TO LANDSCAPE ARCHITECT'S DETAILS.
- ALL INFORMATION SUBJECT TO DETAILED DESIGN AND ENGINEERING INPUT.
- TRUCK SWEEP PATHS SHOWN ARE SUBJECT TO TRAFFIC ENGINEER'S CONFIRMATION.
- ALL CIVIL ENG. ITEMS SUBJECT TO DETAILED DESIGN AND STRUCTURAL COORDINATION.

0m 5m 10m 15m 20m 25m

SCALE BAR 1:250 @ A1 ; 1: 500 @ A3

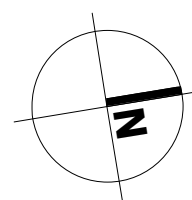
ABBREVIATION

DP	DOWN PIPE
FE	FIRE EXIT DOOR
G-SL	GATE (SLIDING)
G-SW	GATE SINGLE (SWING)
RSD	ROLLER SHUTTER DOOR
RTW	RETAINING WALL
DL	DOCK LEVELER

PROJECT
PROPOSED INDUSTRIAL
FACILITY
575-595 FIFTEENTH AVE, AUSTRAL

Drawn Checked PRINT DATE
AY MM 11/09/2023 2:01:22 PM

NORTH POINT



Drawing Title
CONCEPT PLAN - POST FIFTEENTH
AVENUE UPGRADE

SHEET NUMBER
1210063_A011

ISSUE
A

Notes	Issue	Description	Date	By	QA
-This drawing and design is subject to Reid Campbell (NSW) Pty Ltd copyright and may not be reproduced without prior written consent. -Contractor to verify all dimensions on site before commencing work. -Report all discrepancies to project manager prior to construction. -Figured dimensions to be taken in preference to scaled drawings. -All work is to conform to relevant Australian Standards and other Codes as applicable, together with other Authorities' requirements and regulations.	A	AMENDED TO ADDRESS COUNCIL COMMENT	23.08.2023	AY	MM

Michael Morony NSWARB No. 8218, QLD Reg. No. 5852, ARBV No. VIC00002, APBSA No. s3931, WA00026

REID
CAMPBELL

STRATEGY | DESIGN | DELIVERY

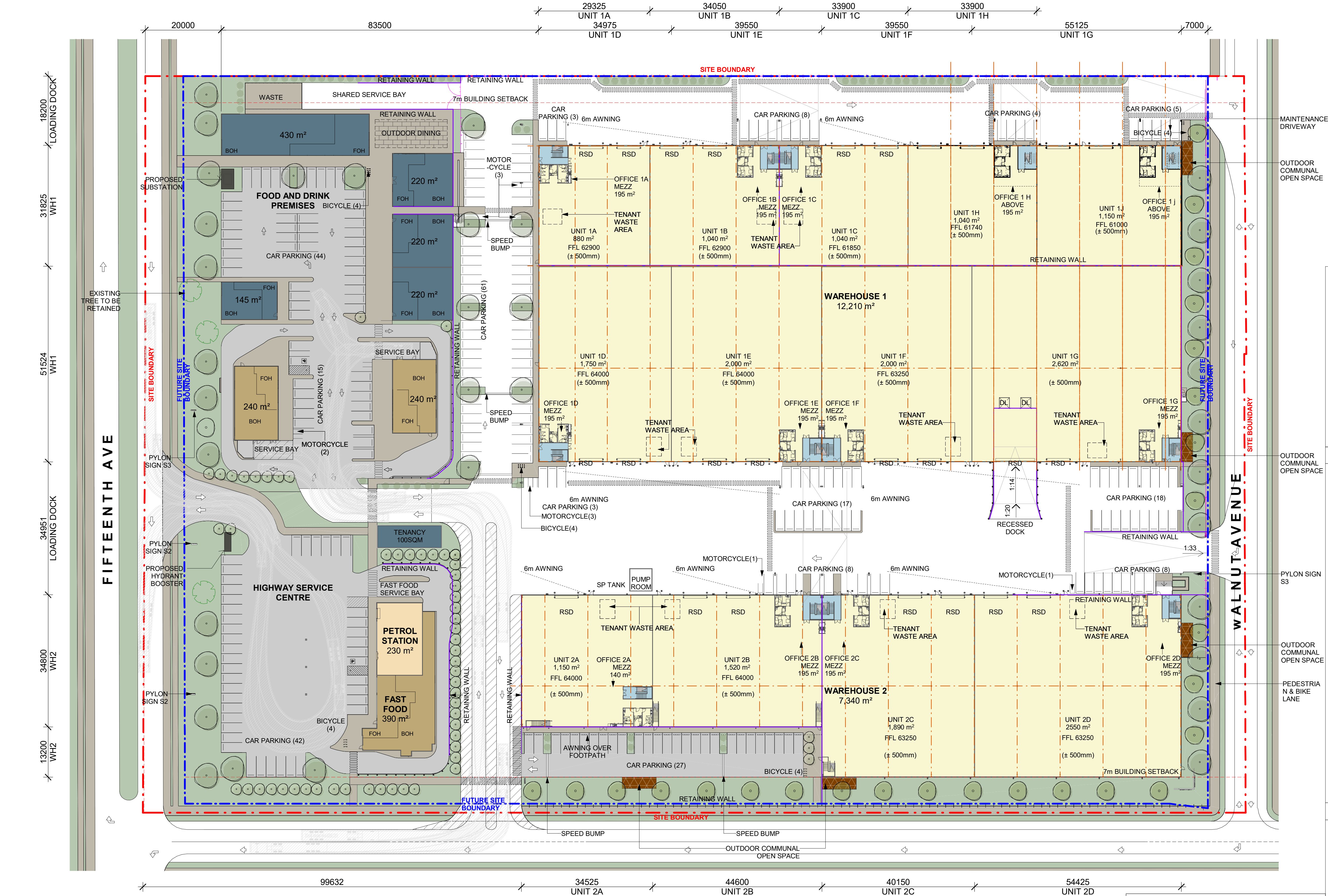
Level 15, 124 Walker Street
North Sydney NSW 2060 Australia
Tel: 61 02 9954 2011
Fax: 61 02 9954 4946
Email: sydney@reidcampbell.com
Website: www.reidcampbell.com

DEVELOPMENT
APPLICATION

FYVE

CLIENT

PROJECT MANAGER



DEVELOPMENT TABLE	
SITE AREA (APPROX.)	56,151 m ²
BUILDING AREAS (GLA)	
WAREHOUSE	20,630 m ²
WAREHOUSE OFFICES	2,705 m ²
FOOD AND DRINK PREMISES	1,715 m ²
HIGHWAY SERVICE CENTRE	720 m ²
TOTAL BUILDING AREA	24,770 m ²
PARKING PROVIDED	263
MOTORCYCLE	12
BICYCLE	08
PARKING REQUIRED	295

LEGEND	
	CURRENT SITE BOUNDARY
	FUTURE'S SITE BOUNDARY
	BUILDING/LANDSCAPE SETBACK
	EASEMENTS & CULVERTS
	RETAINING WALL
	PALISADE FENCING
	WAREHOUSE
	OFFICE
	HEAVY DUTY PAVEMENT
	LIGHT DUTY PAVEMENT
	PEDESTRIAN PAVEMENT
	LANDSCAPING
	SERVICE STATION
	DRIVE IN FOOD OUTLET
	RESTAURANT AND ENTERTAINMENT
	OUTDOOR COMMUNAL OPEN SPACE

- NOTES**
- ALL FFL LEVELS ± 500 mm.
 - ALL LEVELS AND EXTENTS ARE INDICATIVE & SHOULD BE READ IN CONJUNCTION WITH CIVIL ENG. DWGS FOR FINAL LEVELS OF ALL EARTH WORKS AND EXCAVATION.
 - ALL LANDSCAPING TO LANDSCAPE ARCHITECT'S DETAILS.
 - ALL INFORMATION SUBJECT TO DETAILED DESIGN AND ENGINEERING INPUT.
 - TRUCK SWEEP PATHS SHOWN ARE SUBJECT TO TRAFFIC ENGINEER'S CONFIRMATION.
 - ALL CIVIL ENG. ITEMS SUBJECT TO DETAILED DESIGN AND STRUCTURAL COORDINATION.

ABBREVIATION

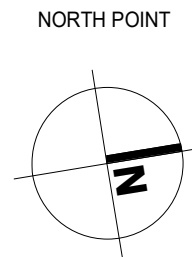
DP	DOWN PIPE
FE	FIRE EXIT DOOR
G-SL	GATE (SLIDING)
G-SW	GATE SINGLE (SWING)
RSD	ROLLER SHUTTER DOOR
RTW	RETAINING WALL
DL	DOCK LEVELER

PROJECT
PROPOSED INDUSTRIAL
FACILITY
575-595 FIFTEENTH AVE, AUSTRAL

Drawn
AY

Checked
MF

PRINT DATE
11/09/2023 2:01:52 PM



Drawing Title
CONCEPT PLAN - POST COLLECTOR
ROAD UPGRADE

SHEET NUMBER
1210063_A012

ISSUE
A

Issue	Description	Date	By	QA
A	AMENDED TO ADDRESS COUNCIL COMMENT	23.08.2023	AY	MM

Notes

- This drawing and design is subject to Reid Campbell (NSW) Pty Ltd copyright and may not be reproduced without prior written consent.
- Contractor to verify all dimensions on site before commencing work.
- Report all discrepancies to project manager prior to construction.
- Figured dimensions to be taken in preference to scaled drawings.
- All work is to conform to relevant Australian Standards and other Codes as applicable, together with other Authorities' requirements and regulations.

Michael Morony NSWARB No. 8218, QLD Reg. No. 5852, ARBV No. VIC00002, APBSA No. s3931, WA00026

STRATEGY | DESIGN | DELIVERY

ACN: 002 033 801 ABN: 28 317 805 875

Level 15, 124 Walker Street
North Sydney NSW 2060 Australia

Tel: 61 02 9954 5011
Fax: 61 02 9954 4946
Email: sydney@reidcampbell.com
Website: www.reidcampbell.com

REID CAMPBELL

DEVELOPMENT
APPLICATION

FYVE

CLIENT

PROJECT MANAGER



DEVELOPMENT TABLE STAGE 1

SITE AREA (APPROX.)	56,151 m ²
BUILDING AREAS (GLA)	
WAREHOUSE 1	
UNIT 1A	880 m ²
OFFICE 1A (2-LEVELS)	220 m ²
UNIT 1B	1,040 m ²
OFFICE 1B (2-LEVELS)	210 m ²
UNIT 1C	1,040 m ²
OFFICE 1C (2-LEVELS)	210 m ²
UNIT 1D	1,750 m ²
OFFICE 1D (2-LEVELS)	220 m ²
UNIT 1E	2,000 m ²
OFFICE 1E (2-LEVELS)	210 m ²
UNIT 1F	2,000 m ²
OFFICE 1F (2-LEVELS)	210 m ²
UNIT 1G	2,620 m ²
OFFICE 1G (2-LEVELS)	210 m ²
WAREHOUSE 2	
UNIT 2A	1,150 m ²
OFFICE 2A (2-LEVELS)	165 m ²
UNIT 2B	1,520 m ²
OFFICE 2B (2-LEVELS)	210 m ²
UNIT 2C	1,890 m ²
OFFICE 2C (2-LEVELS)	210 m ²
UNIT 2D	2,550 m ²
OFFICE 2D (2-LEVELS)	210 m ²
TOTAL BUILDING AREA	20,725 m ²
OFFICES	2,285 m ²
UNITS	18,440 m ²
PARKING PROVIDED	
MOTORCYCLE	08
BICYCLE	08

LEGEND

	CURRENT SITE BOUNDARY
	FUTURE'S SITE BOUNDARY
	BUILDING/LANDSCAPE SETBACK
	EASEMENTS & CULVERTS
	RETAINING WALL
	PALISADE FENCING
	WAREHOUSE
	OFFICE
	HEAVY DUTY PAVEMENT
	LIGHT DUTY PAVEMENT
	PEDESTRIAN PAVEMENT
	LANDSCAPING
	SERVICE STATION
	DRIVE IN FOOD OUTLET
	RESTAURANT AND ENTERTAINMENT
	OUTDOOR COMMUNAL OPEN SPACE

NOTES

- ALL FFL LEVELS ±500mm.
- ALL LEVELS AND EXTENTS ARE INDICATIVE & SHOULD BE READ IN CONJUNCTION WITH CIVIL ENG. DWGS FOR FINAL LEVELS OF ALL EARTH WORKS AND EXCAVATION.
- ALL LANDSCAPING TO LANDSCAPE ARCHITECT'S DETAILS.
- ALL INFORMATION SUBJECT TO DETAILED DESIGN AND ENGINEERING INPUT.
- TRUCK SWEEP PATHS SHOWN ARE SUBJECT TO TRAFFIC ENGINEER'S CONFIRMATION.
- ALL CIVIL ENG. ITEMS SUBJECT TO DETAILED DESIGN AND STRUCTURAL COORDINATION.



SCALE BAR 1:250 @ A1 ; 1: 500 @ A3

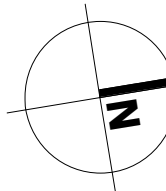
ABBREVIATION

DP	DOWN PIPE
FE	FIRE EXIT DOOR
G-SL	GATE (SLIDING)
G-SW	GATE SINGLE (SWING)
RSD	ROLLER SHUTTER DOOR
RTW	RETAINING WALL
DL	DOCK LEVELER

PROJECT
PROPOSED INDUSTRIAL
FACILITY
575-595 FIFTEENTH AVE, AUSTRAL

Drawn Checked PRINT DATE
AY MM 22/04/2024 2:39:45 PM

NORTH POINT



Drawing Title

STAGE 1 OF DEVELOPMENT SITE
PLAN

SHEET NUMBER

1210063_A020

ISSUE

H

Notes
-This drawing and design is subject to Reid Campbell (NSW) Pty Ltd copyright and may not be reproduced without prior written consent.
-Contractor to verify all dimensions on site before commencing work.
-Report all discrepancies to project manager prior to construction.
-Figured dimensions to be taken in preference to scaled drawings.
-All work is to conform to relevant Australian Standards and other Codes as applicable, together with other Authorities' requirements and regulations.
Michael Morony NSWARB No. 8218, QLD Reg. No. 5852, ARBV No. VIC00002, APBSA No. s3931, WA00026

Issue	Description	Date	By	QA
A	DRAFT DEVELOPMENT APPLICATION	22.08.2022	CL	MM
B	DEVELOPMENT APPLICATION	29.08.2022	CL	MM
C	DEVELOPMENT APPLICATION	12.07.2022	CL	MM
D	SITE PLANS	03.08.2022	CL	MM
E	UPDATED DA SET	17.08.2022	SM	MM
F	FOR INFORMATION	31.08.2022	SM	MM
G	AMENDED TO ADDRESS COUNCIL COMMENT	23.08.2023	AY	MM
H	UPDATED STORMWATER BASIN	22.04.2024	BZ	MM



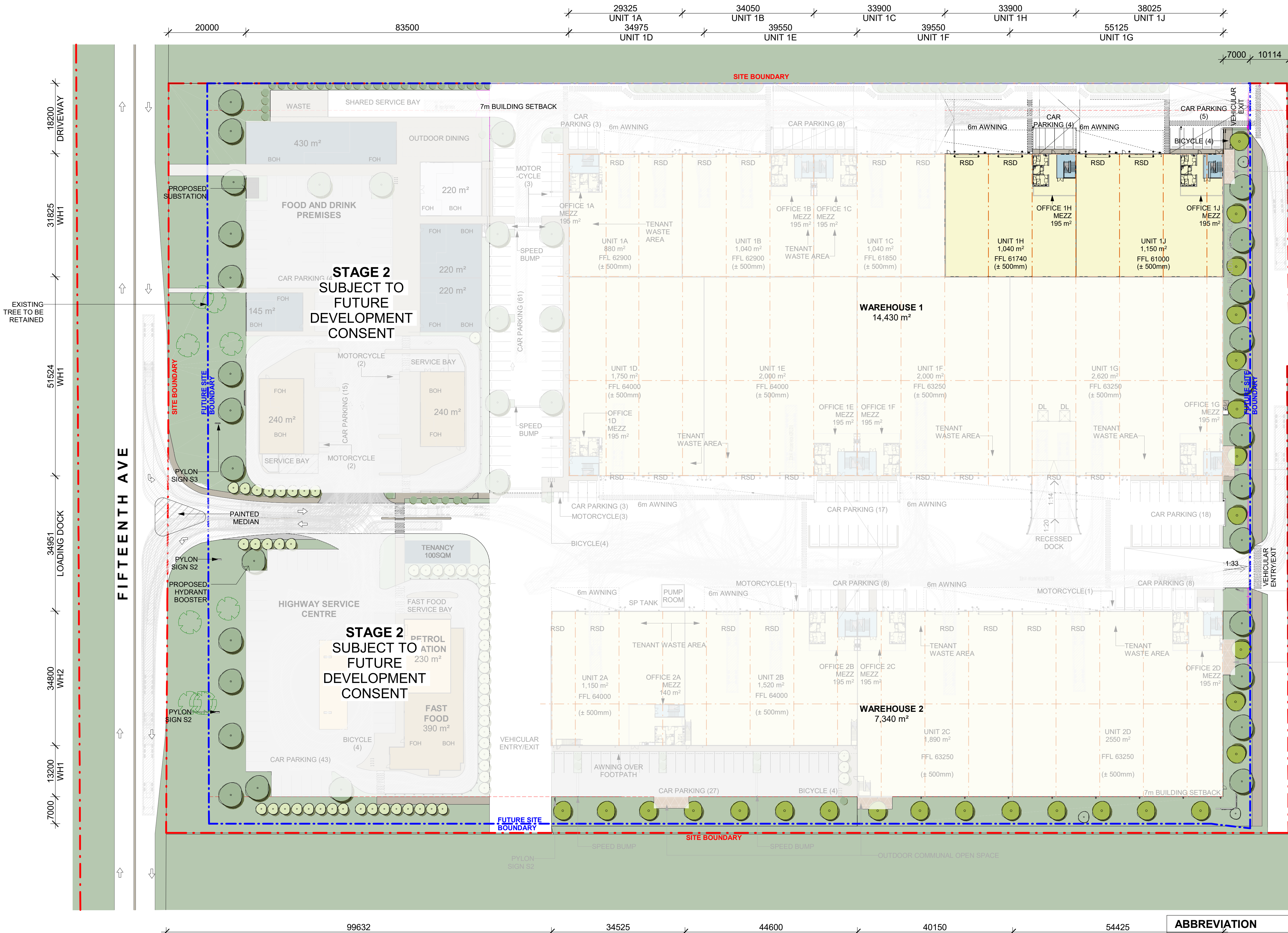
STRATEGY | DESIGN | DELIVERY
ACN: 002 033 801 ABN: 28 517 605 875
Level 15, 124 Walker Street
North Sydney NSW 2060 Australia
Tel: 61 02 9554 5011
Fax: 61 02 9554 4946
Email: sydney@reidcampbell.com
Website: www.reidcampbell.com

DEVELOPMENT
APPLICATION

FYVE

CLIENT

PROJECT MANAGER



DEVELOPMENT TABLE STAGE 3

SITE AREA (APPROX.) 56,151 m²

BUILDING AREAS (GLA)

WAREHOUSE 1	
UNIT 1A	880 m²
OFFICE 1A (2-LEVELS)	220 m²
UNIT 1B	1,040 m²
OFFICE 1B (2-LEVELS)	210 m²
UNIT 1C	1,040 m²
OFFICE 1C (2-LEVELS)	210 m²
UNIT 1D	1,750 m²
OFFICE 1D (2-LEVELS)	220 m²
UNIT 1E	2,000 m²
OFFICE 1E (2-LEVELS)	210 m²
UNIT 1F	2,000 m²
OFFICE 1F (2-LEVELS)	210 m²
UNIT 1G	2,620 m²
OFFICE 1G (2-LEVELS)	210 m²
UNIT 1H	1,040 m²
OFFICE 1H (2-LEVELS)	210 m²
UNIT 1J	1,150 m²
OFFICE 1J (2-LEVELS)	210 m²
WAREHOUSE 2	
UNIT 2A	1,150 m²
OFFICE 2A (2-LEVELS)	165 m²
UNIT 2B	1,520 m²
OFFICE 2B (2-LEVELS)	210 m²
UNIT 2C	1,890 m²
OFFICE 2C (2-LEVELS)	210 m²
UNIT 2D	2,550 m²
OFFICE 2D (2-LEVELS)	210 m²

TOTAL BUILDING AREA 23,335 m²
OFFICES 2,705 m²
UNITS 20,630 m²

PARKING PROVIDED 162
MOTORCYCLE 08
BICYCLE 12

LEGEND

- CURRENT SITE BOUNDARY
- FUTURE'S SITE BOUNDARY
- BUILDING/LANDSCAPE SETBACK
- EASEMENTS & CULVERTS
- RETAINING WALL
- PALISADE FENCING
- WAREHOUSE
- OFFICE
- HEAVY DUTY PAVEMENT
- LIGHT DUTY PAVEMENT
- PEDESTRIAN PAVEMENT
- LANDSCAPING
- SERVICE STATION
- DRIVE IN FOOD OUTLET
- RESTAURANT AND ENTERTAINMENT
- OUTDOOR COMMUNAL OPEN SPACE

NOTES

- ALL FFL LEVELS ±500mm.
- ALL LEVELS AND EXTENTS ARE INDICATIVE & SHOULD BE READ IN CONJUNCTION WITH CIVIL ENG. DWGS FOR FINAL LEVELS OF ALL EARTH WORKS AND EXCAVATION.
- ALL LANDSCAPING TO LANDSCAPE ARCHITECT'S DETAILS.
- ALL INFORMATION SUBJECT TO DETAILED DESIGN AND ENGINEERING INPUT.
- TRUCK SWEEP PATHS SHOWN ARE SUBJECT TO TRAFFIC ENGINEER'S CONFIRMATION.
- ALL CIVIL ENG. ITEMS SUBJECT TO DETAILED DESIGN AND STRUCTURAL COORDINATION.

0m 5m 10m 15m 20m 25m

SCALE BAR 1:250 @ A1 ; 1: 500 @ A3

Drawing Title
STAGE 3 OF DEVELOPMENT SITE PLAN

SHEET NUMBER
1210063_ A021

ISSUE
G

ABBREVIATION

DP	DOWN PIPE
FE	FIRE EXIT DOOR
G-SL	GATE (SLIDING)
G-SW	GATE SINGLE (SWING)
RSD	ROLLER SHUTTER DOOR
RTW	RETAINING WALL
DL	DOCK LEVELER

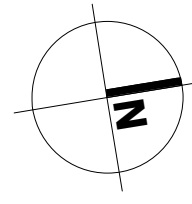
PROJECT
PROPOSED INDUSTRIAL FACILITY
575-595 FIFTEENTH AVE, AUSTRAL

Drawn
AY

Checked
MM

PRINT DATE
11/09/2023 2:02:32 PM

NORTH POINT



Issue	Description	Date	By	QA
A	DRAFT DEVELOPMENT APPLICATION	22.08.2022	CL	MM
B	DEVELOPMENT APPLICATION	29.08.2022	CL	MM
C	DEVELOPMENT APPLICATION	12.07.2022	CL	MM
D	SITE PLANS	03.08.2022	CL	MM
E	UPDATED DA SET	17.08.2022	SM	MM
F	FOR INFORMATION	31.08.2022	SM	MM
G	AMENDED TO ADDRESS COUNCIL COMMENT	23.08.2023	AY	MM



STRATEGY | DESIGN | DELIVERY

Level 15, 124 Walker Street
North Sydney NSW 2060 Australia
Tel: 61 02 9554 5011
Fax: 61 02 9554 4946
Email: sydney@reidcampbell.com
Website: www.reidcampbell.com

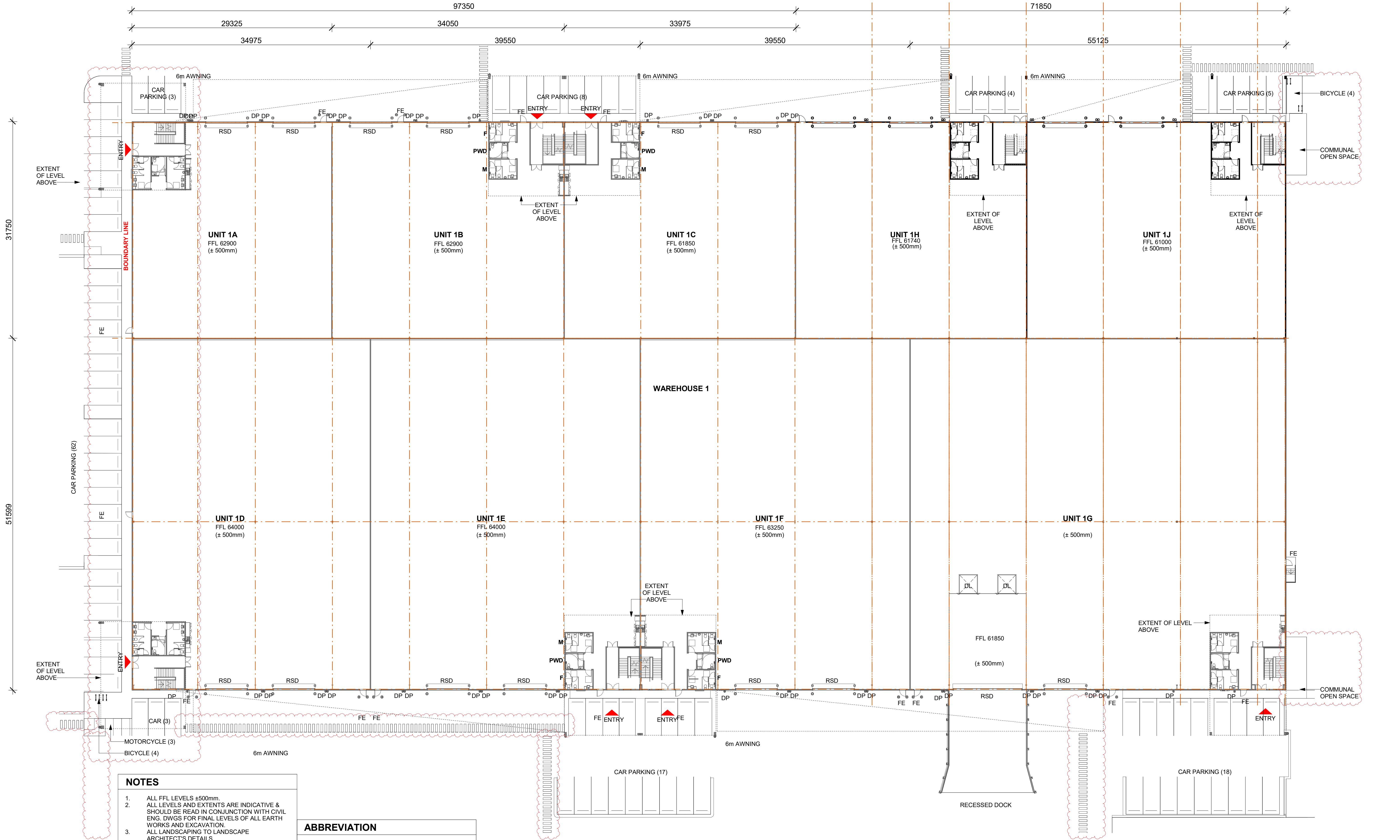
DEVELOPMENT APPLICATION

FYVE

CLIENT

PROJECT MANAGER

Notes
-This drawing and design is subject to Reid Campbell (NSW) Pty Ltd copyright and may not be reproduced without prior written consent.
-Contractor to verify all dimensions on site before commencing work.
-Report all discrepancies to project manager prior to construction.
-Figured dimensions to be taken in preference to scaled drawings.
-All work is to conform to relevant Australian Standards and other Codes as applicable, together with other Authorities' requirements and regulations.
Michael Morony NSWARB No. 8218, QLD Reg. No. 5852, ARBV No. VIC00002, APBSA No. s3931, WA00026



NOTES

- ALL FFL LEVELS $\pm 500\text{mm}$.
- ALL LEVELS AND EXTENTS ARE INDICATIVE & SHOULD BE READ IN CONJUNCTION WITH CIVIL ENG. DWGS FOR FINAL LEVELS OF ALL EARTH WORKS AND EXCAVATION.
- ALL LANDSCAPING TO LANDSCAPE ARCHITECT'S DETAILS.
- ALL INFORMATION SUBJECT TO DETAILED DESIGN AND ENGINEERING INPUT.
- ALL MEASUREMENTS OF EXISTING STRUCTURES ARE APPROXIMATE ONLY, AND TO BE CONFIRMED ON SITE

ABBREVIATION

DP	DOWN PIPE
FE	FIRE EXIT DOOR
G-SL	GATE (SLIDING)
G-SW	GATE SINGLE (SWING)
RSD	ROLLER SHUTTER DOOR
RTW	RETAINING WALL
DL	DOCK LEVELER

Notes

-This drawing and design is subject to Reid Campbell (NSW) Pty Ltd copyright and may not be reproduced without prior written consent.
-Contractor to verify all dimensions on site before commencing work.
-Report all discrepancies to project manager prior to construction.
-Figured dimensions to be taken in preference to scaled drawings.
-All work is to conform to relevant Australian Standards and other Codes as applicable, together with other Authorities' requirements and regulations.

Michael Morony NSWARB No. 8218, QLD Reg. No. 5852, ARBV No. VIC00002, APBSA No. s3931, WA00026

Issue	Description	Date	By	QA
A	DRAFT DEVELOPMENT APPLICATION	22.08.2022	CL	MM
B	DEVELOPMENT APPLICATION	12.07.2022	CL	MM
C	DEVELOPMENT APPLICATION	02.08.2022	CL	MM
D	UPDATED DA SET	17.08.2022	SM	MM
E	AMENDED TO ADDRESS COUNCIL COMMENT	23.08.2023	AY	MM



STRATEGY | DESIGN | DELIVERY

ACN: 002 033 801 ABN: 28 317 855 875

Level 15, 124 Walker Street
North Sydney NSW 2060 Australia

Tel: 61 02 9554 5011
Fax: 61 02 9554 4946
Email: sydney@reidcampbell.com
Website: www.reidcampbell.com

DEVELOPMENT
APPLICATION

FYVE

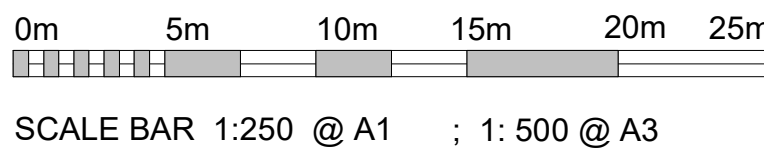
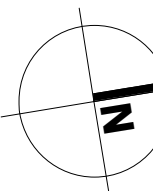
CLIENT

PROJECT MANAGER

PROJECT
PROPOSED INDUSTRIAL
FACILITY
575-595 FIFTEENTH AVE, AUSTRAL

Drawn Checked PRINT DATE
CL MM 30/08/2023 6:49:47 PM

NORTH POINT



SCALE BAR 1:250 @ A1 ; 1: 500 @ A3

Drawing Title
WAREHOUSE 1 PLAN

SHEET NUMBER
1210063_A101

ISSUE
E

- NOTES
1.

ALL FFL LEVELS ±500mm.
2.

ALL LEVELS AND EXTENTS ARE INDICATIVE & SHOULD BE READ IN CONJUNCTION WITH CIVIL ENG. DWGS FOR FINAL LEVELS OF ALL EARTH WORKS AND EXCAVATION.
3.

ALL LANDSCAPING TO LANDSCAPE ARCHITECT'S DETAILS.
4.

ALL INFORMATION SUBJECT TO DETAILED DESIGN AND ENGINEERING INPUT.
5.

ALL MEASUREMENTS OF EXISTING STRUCTURES ARE APPROXIMATE ONLY, AND TO BE CONFIRMED ON SITE

ABBREVIATION

DP	DOWN PIPE
FE	FIRE EXIT DOOR
G-SL	GATE (SLIDING)
G-SW	GATE SINGLE (SWING)
RSD	ROLLER SHUTTER DOOR
RTW	RETAINING WALL
DL	DOCK LEVELER

Notes

-This drawing and design is subject to Reid Campbell (NSW) Pty Ltd copyright and may not be reproduced without prior written consent.

-Contractor to verify all dimensions on site before commencing work.

-Report all discrepancies to project manager prior to construction.

-Figured dimensions to be taken in preference to scaled drawings.

-All work is to conform to relevant Australian Standards and other Codes as applicable, together with other Authorities' requirements and regulations.

Michael Morony NSWARB No. 8218, QLD Reg. No. 5852, ARBV No. VIC00002, APBSA No. s3931, WA00026

Issue	Description	Date	By	QA
A	DRAFT DEVELOPMENT APPLICATION	22.08.2022	CL	MM
B	DEVELOPMENT APPLICATION	12.07.2022	CL	MM
C	DEVELOPMENT APPLICATION	02.08.2022	CL	MM
D	UPDATED DA SET	17.08.2022	SM	MM
E	AMENDED TO ADDRESS COUNCIL COMMENT	23.08.2023	AY	MM

STRATEGY | DESIGN | DELIVERY

ACN: 002 023 801 ABN: 28 517 605 875

Level 15, 124 Walker Street
North Sydney NSW 2060 Australia

Tel: 61 02 9554 5011
Fax: 61 02 9554 4946
Email: sydney@reidcampbell.com
Website: www.reidcampbell.com

REID CAMPBELL

DEVELOPMENT APPLICATION

CLIENT

FYVE

PROJECT MANAGER

PROJECT

PROPOSED INDUSTRIAL FACILITY

575-595 FIFTEENTH AVE, AUSTRAL

Drawn

Checked

PRINT DATE

CL

MM

23/08/2023 4:26:59 PM

NORTH POINT

Drawing Title


WAREHOUSE 1 ROOF PLAN

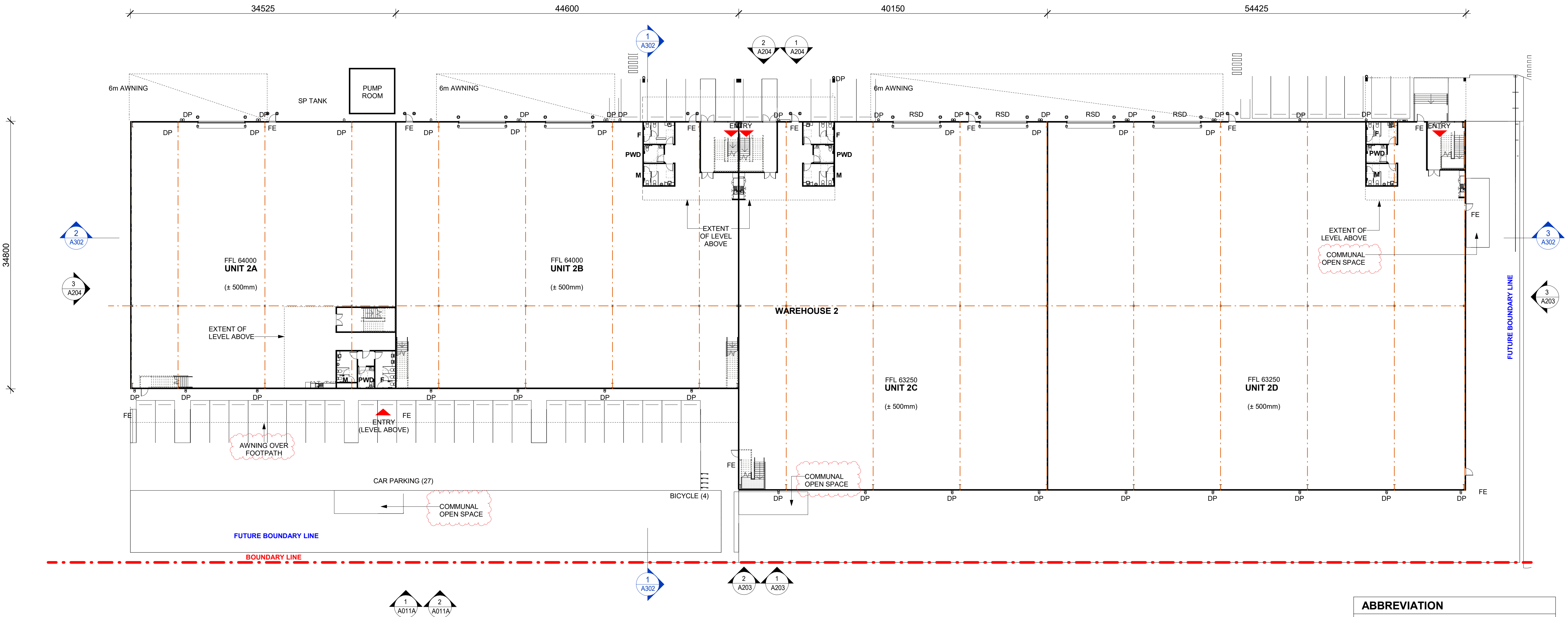
SHEET NUMBER

1210063_A102

ISSUE

E





ABBREVIATION

DP	DOWN PIPE
FE	FIRE EXIT DOOR
G-SL	GATE (SLIDING)
G-SW	GATE SINGLE (SWING)
RSD	ROLLER SHUTTER DOOR
RTW	RETAINING WALL
DL	DOCK LEVELER

NOTES

- ALL FFL LEVELS ±500mm.
- ALL LEVELS AND EXTENTS ARE INDICATIVE & SHOULD BE READ IN CONJUNCTION WITH CIVIL ENG. DWGS FOR FINAL LEVELS OF ALL EARTH WORKS AND EXCAVATION.
- ALL LANDSCAPING TO LANDSCAPE ARCHITECT'S DETAILS.
- ALL INFORMATION SUBJECT TO DETAILED DESIGN AND ENGINEERING INPUT.
- ALL MEASUREMENTS OF EXISTING STRUCTURES ARE APPROXIMATE ONLY, AND TO BE CONFIRMED ON SITE.



SCALE BAR 1:250 @ A1 ; 1: 500 @ A3

Drawing Title
WAREHOUSE 2 PLAN

SHEET NUMBER
1210063_A103

ISSUE
F

Notes
-This drawing and design is subject to Reid Campbell (NSW) Pty Ltd copyright and may not be reproduced without prior written consent.
-Contractor to verify all dimensions on site before commencing work.
-Report all discrepancies to project manager prior to construction.
-Figured dimensions to be taken in preference to scaled drawings.
-All work is to conform to relevant Australian Standards and other Codes as applicable, together with other Authorities' requirements and regulations.

Michael Morony NSWARB No. 8218, QLD Reg. No. 5852, ARBV No. VIC00002, APBSA No. s3931, WA00026

Issue	Description	Date	By	QA
A	DRAFT DEVELOPMENT APPLICATION	22.08.2022	CL	MM
B	DEVELOPMENT APPLICATION	29.08.2022	CL	MM
C	DEVELOPMENT APPLICATION	12.07.2022	CL	MM
D	DEVELOPMENT APPLICATION	02.08.2022	CL	MM
E	UPDATED DA SET	17.08.2022	SM	MM
F	AMENDED TO ADDRESS COUNCIL COMMENT	23.08.2023	AY	MM



STRATEGY | DESIGN | DELIVERY
ACN: 002 033 801 ABN: 28 317 855 875
Level 15, 124 Walker Street
North Sydney NSW 2060 Australia
Tel: 61 02 9554 5011
Fax: 61 02 9554 4940
Email: sydney@reidcampbell.com
Website: www.reidcampbell.com

**DEVELOPMENT
APPLICATION**

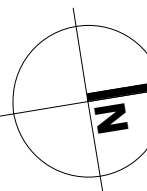
FYVE

CLIENT

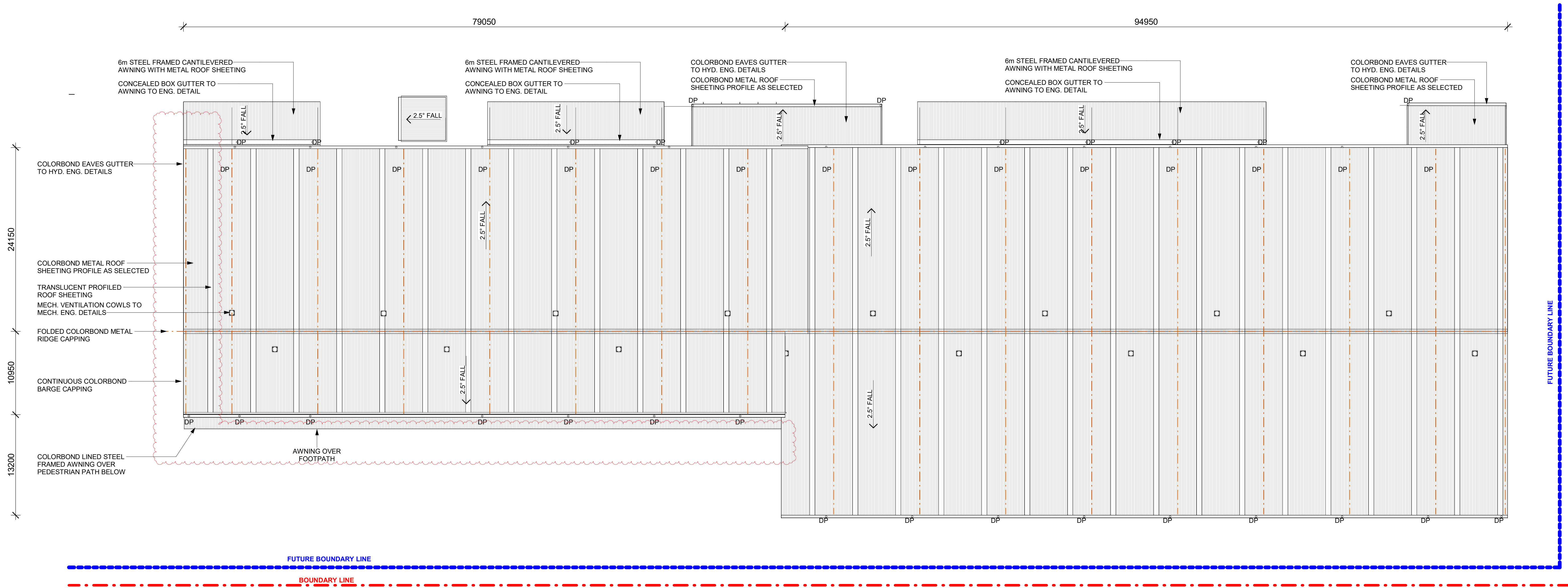
PROJECT MANAGER

PROJECT
**PROPOSED INDUSTRIAL
FACILITY**
575-595 FIFTEENTH AVE, AUSTRAL

NORTH POINT



Drawn	Checked	PRINT DATE
CL	MM	30/08/2023 6:49:52 PM



ABBREVIATION

DP	DOWN PIPE
FE	FIRE EXIT DOOR
G-SL	GATE (SLIDING)
G-SW	GATE SINGLE (SWING)
RSD	ROLLER SHUTTER DOOR
RTW	RETAINING WALL
DL	DOCK LEVELER

NOTES

- ALL FFL LEVELS ±500mm.
- ALL LEVELS AND EXTENTS ARE INDICATIVE & SHOULD BE READ IN CONJUNCTION WITH CIVIL ENG. DWGS FOR FINAL LEVELS OF ALL EARTH WORKS AND EXCAVATION.
- ALL LANDSCAPING TO LANDSCAPE ARCHITECT'S DETAILS.
- ALL INFORMATION SUBJECT TO DETAILED DESIGN AND ENGINEERING INPUT.
- ALL MEASUREMENTS OF EXISTING STRUCTURES ARE APPROXIMATE ONLY, AND TO BE CONFIRMED ON SITE



SCALE BAR 1:250 @ A1 ; 1: 500 @ A3

Drawing Title
WAREHOUSE 2 ROOF PLAN

SHEET NUMBER
1210063_A104

ISSUE
F

Notes	Issue	Description	Date	By	QA
<ul style="list-style-type: none">-This drawing and design is subject to Reid Campbell (NSW) Pty Ltd copyright and may not be reproduced without prior written consent.-Contractor to verify all dimensions on site before commencing work.-Report all discrepancies to project manager prior to construction.-Figured dimensions to be taken in preference to scaled drawings.-All work is to conform to relevant Australian Standards and other Codes as applicable, together with other Authorities' requirements and regulations. <p>Michael Morony NSWARB No. 8218, QLD Reg. No. 5852, ARBV No. VIC00002, APBSA No. s3931, WA00026</p>	A	DRAFT DEVELOPMENT APPLICATION	22.08.2022	CL	MM
	B	DEVELOPMENT APPLICATION	29.08.2022	CL	MM
	C	DEVELOPMENT APPLICATION	12.07.2022	CL	MM
	D	DEVELOPMENT APPLICATION	02.08.2022	CL	MM
	E	UPDATED DA SET	17.08.2022	SM	MM
	F	AMENDED TO ADDRESS COUNCIL COMMENT	23.08.2023	AY	MM



STRATEGY | DESIGN | DELIVERY
ACN: 002 023 801 ABN: 28 317 605 875
Level 15, 124 Walker Street
North Sydney NSW 2060 Australia
Tel: 61 02 9554 5011
Fax: 61 02 9554 4946
Email: sydney@reidcampbell.com
Website: www.reidcampbell.com

DEVELOPMENT
APPLICATION

FYVE

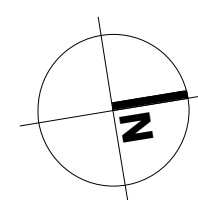
CLIENT

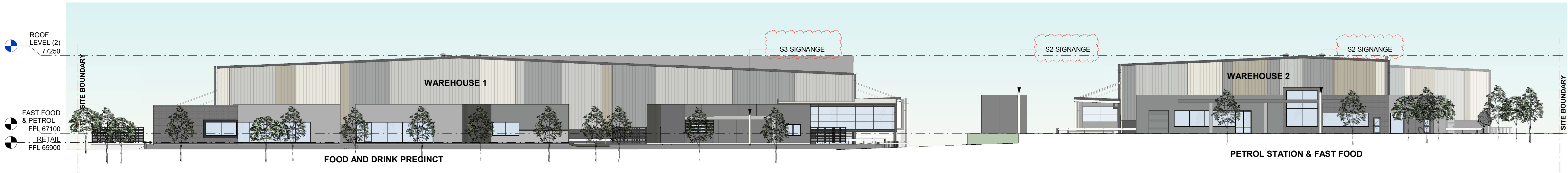
PROJECT MANAGER

PROJECT
**PROPOSED INDUSTRIAL
FACILITY**
575-595 FIFTEENTH AVE, AUSTRAL

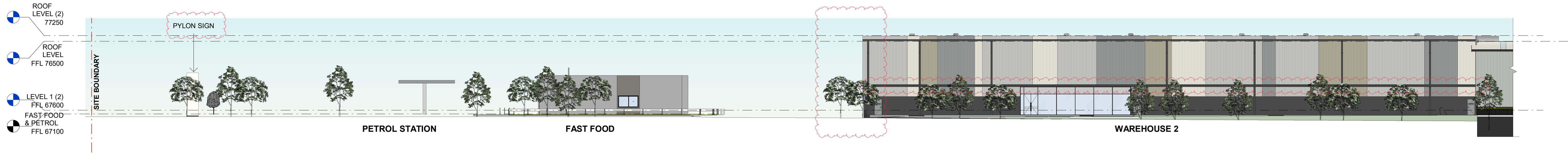
Drawn	Checked	PRINT DATE
CL	MM	23/08/2023 4:27:07 PM

NORTH POINT





1 SOUTH SITE ELEVATION - FIFTEENTH AVENUE
1 : 250



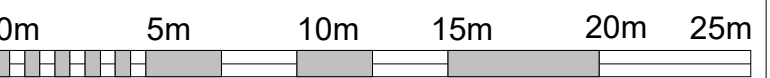
2 EAST SITE ELEVATION - PROPOSED NEW ROAD
1 : 250

ABBREVIATION

DP	DOWN PIPE
FE	FIRE EXIT DOOR
G-SL	GATE (SLIDING)
G-SW	GATE SINGLE (SWING)
RSD	ROLLER SHUTTER DOOR
RTW	RETAINING WALL
DL	DOCK LEVELER

NOTES

- ALL FFL LEVELS ±500mm.
- ALL LEVELS AND EXTENTS ARE INDICATIVE & SHOULD BE READ IN CONJUNCTION WITH CIVIL ENG. DWGS FOR FINAL LEVELS OF ALL EARTH WORKS AND EXCAVATION.
- ALL LANDSCAPING TO LANDSCAPE ARCHITECT'S DETAILS.
- ALL INFORMATION SUBJECT TO DETAILED DESIGN AND ENGINEERING INPUT.
- ALL MEASUREMENTS OF EXISTING STRUCTURES ARE APPROXIMATE ONLY, AND TO BE CONFIRMED ON SITE



SCALE BAR 1:250 @ A1 ; 1: 500 @ A3

Notes	Issue	Description	Date	By	QA
-This drawing and design is subject to Reid Campbell (NSW) Pty Ltd copyright and may not be reproduced without prior written consent. -Contractor to verify all dimensions on site before commencing work. -Report all discrepancies to project manager prior to construction. -Figured dimensions to be taken in preference to scaled drawings. -All work is to conform to relevant Australian Standards and other Codes as applicable, together with other Authorities' requirements and regulations. Michael Morony NSWARB No. 8218, QLD Reg. No. 5852, ARBV No. VIC00002, APBSA No. s3931, WA00026	A	DEVELOPMENT APPLICATION	25.08.2022	CL	MM
	B	DEVELOPMENT APPLICATION	12.07.2022	CL	MM
	C	DEVELOPMENT APPLICATION	02.08.2022	CL	MM
	D	UPDATED DA SET	17.08.2022	SM	MM
	E	AMENDED TO ADDRESS COUNCIL COMMENT	23.08.2023	AY	MM



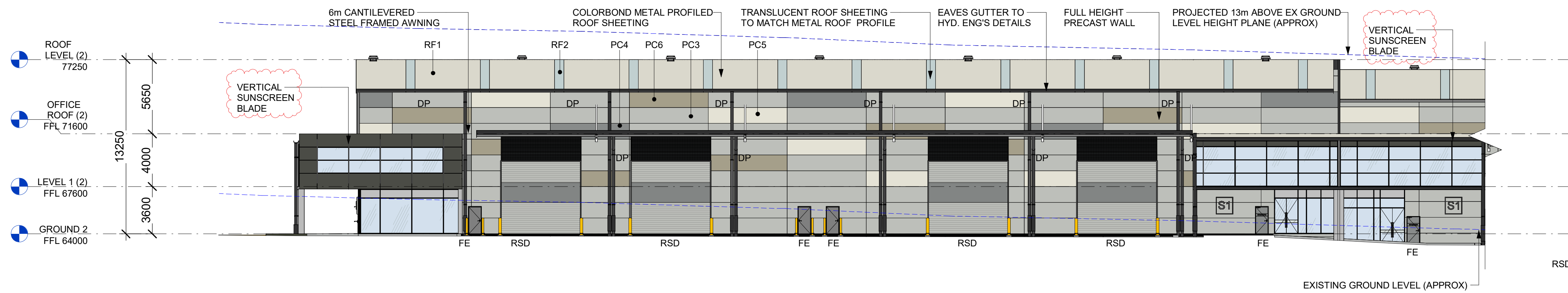
STRATEGY | DESIGN | DELIVERY
ACN: 002 023 801 ABN: 28 317 605 875

Level 15, 124 Walker Street
North Sydney NSW 2060 Australia
Tel: 61 02 9554 5011
Fax: 61 02 9554 4946
Email: sydney@reidcampbell.com
Website: www.reidcampbell.com

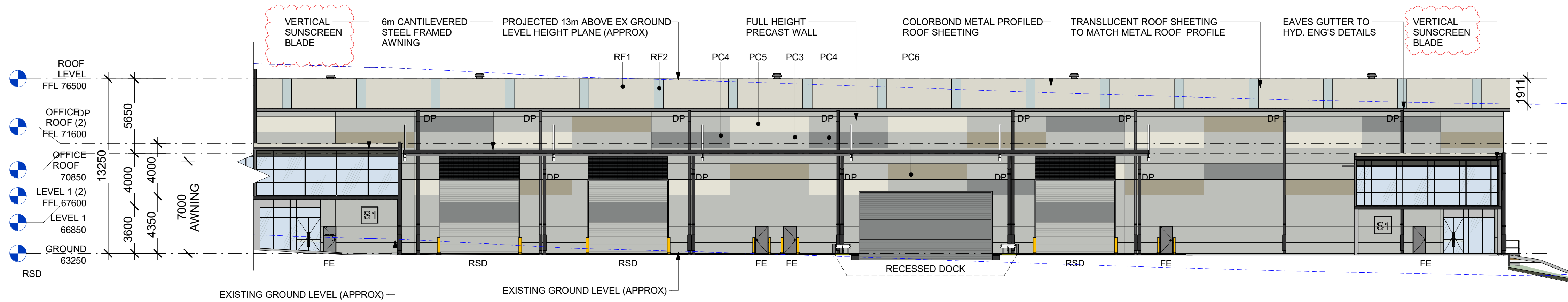
DEVELOPMENT APPLICATION

FYVE

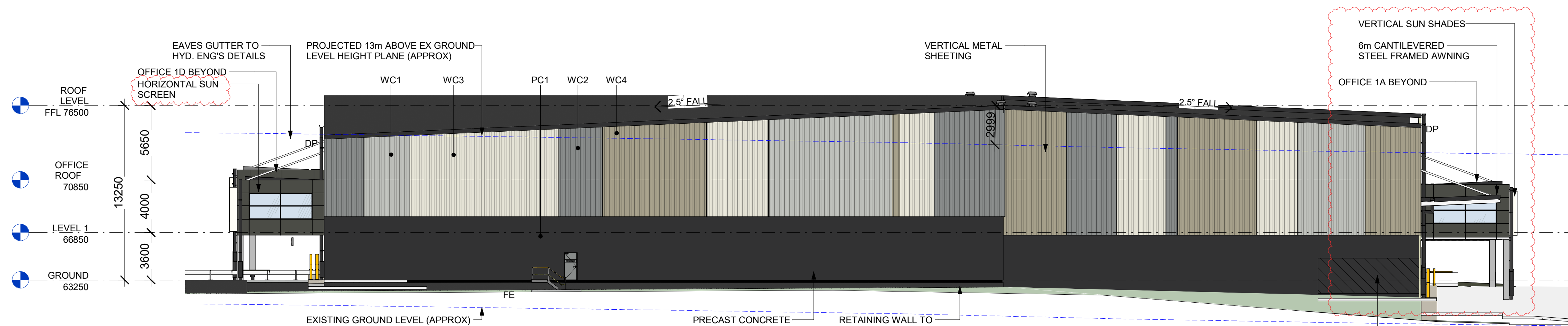
CLIENT	PROJECT MANAGER	PROJECT PROPOSED INDUSTRIAL FACILITY 575-595 FIFTEENTH AVE, AUSTRAL	NORTH POINT N/A	Drawing Title STREET ELEVATIONS
		Drawn CL Checked MM PRINT DATE 23/08/2023 4:27:14 PM		SHEET NUMBER 1210063_A200 ISSUE E




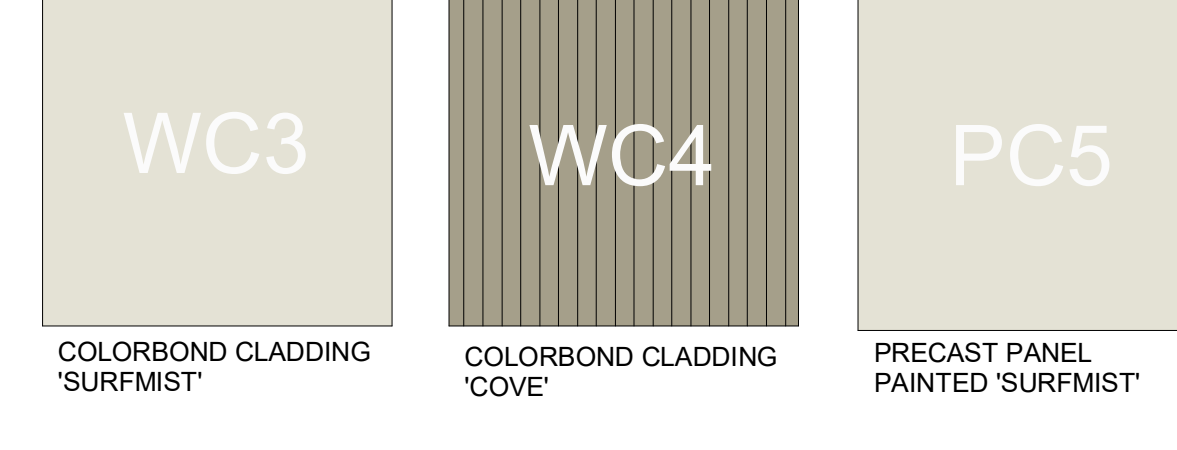
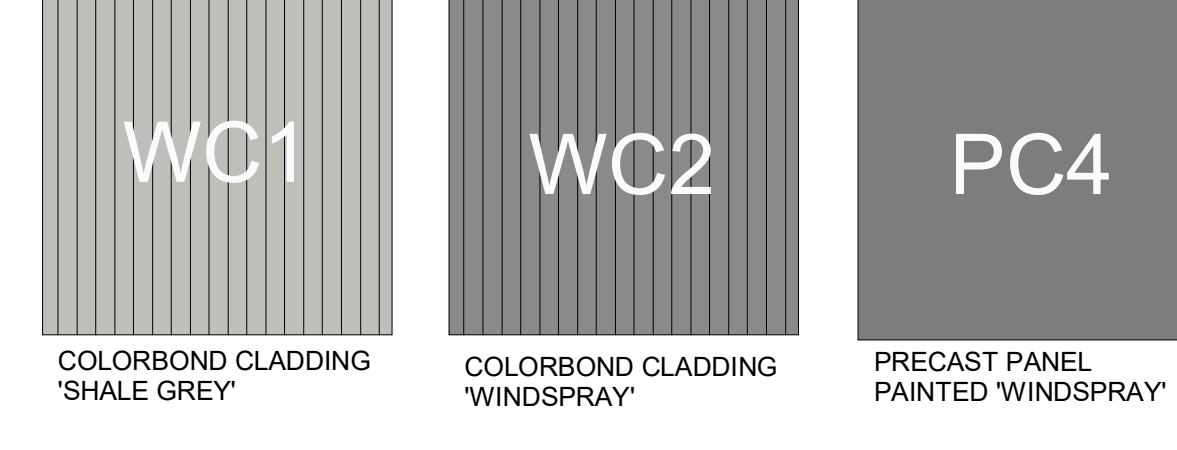
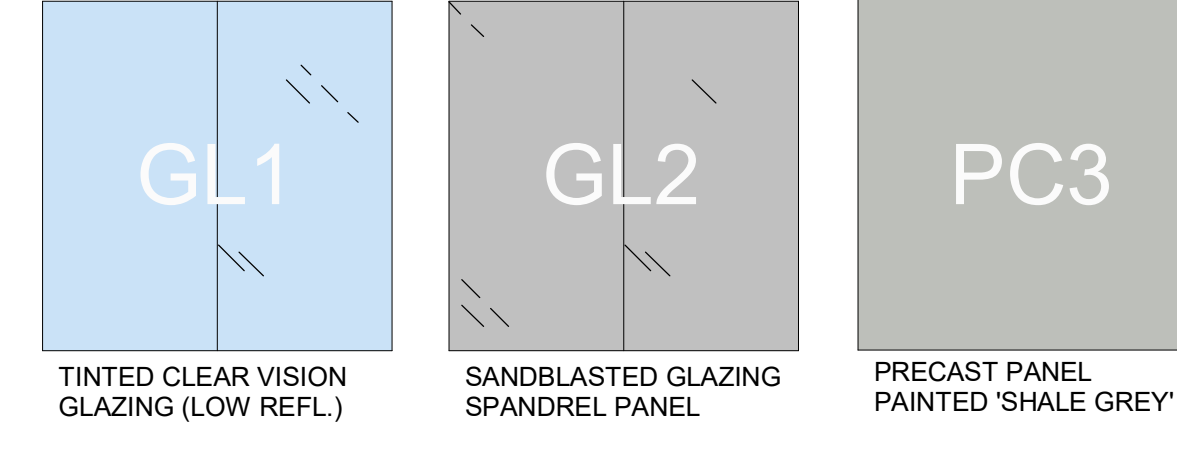
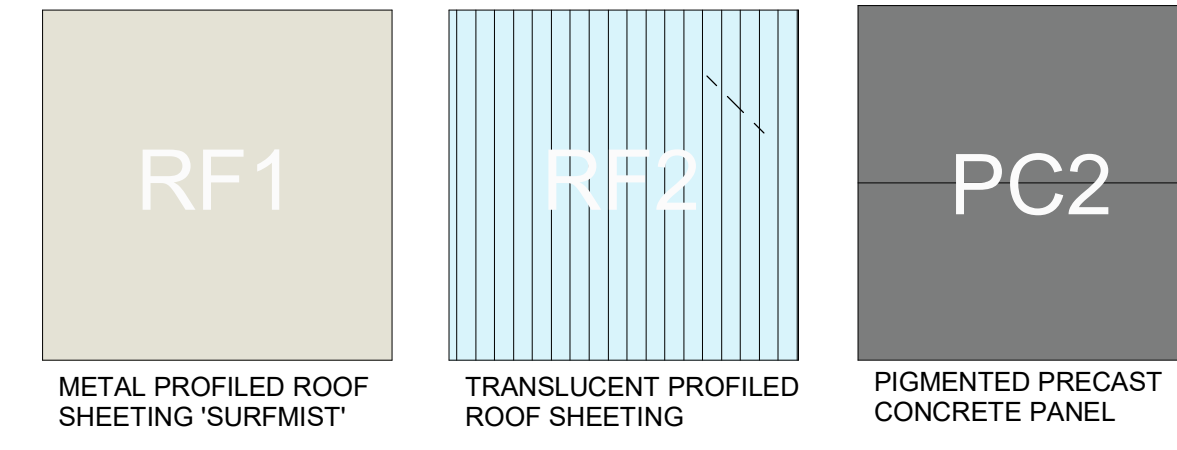
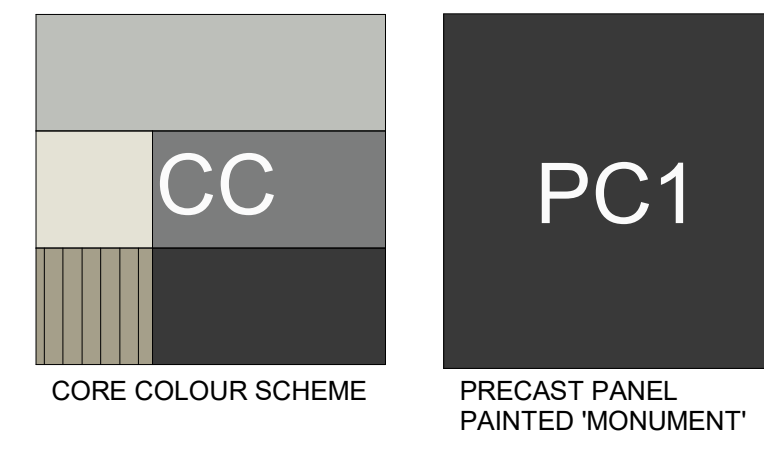
1 EAST ELEVATION (UNIT 1D & 1E)
1 : 200



2 EAST ELEVATION (UNIT 1F & 1G)
1 : 200

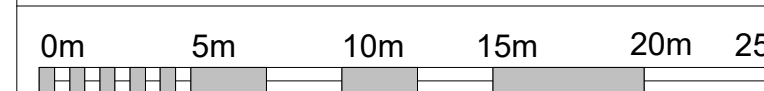


3 WH1 NORTH ELEVATION FROM WALNUT AVENUE
1 : 200



ABBREVIATION	
DP	DOWN PIPE
FE	FIRE EXIT DOOR
G-SL	GATE (SLIDING)
G-SW	GATE SINGLE (SWING)
RSD	ROLLER SHUTTER DOOR
RTW	RETAINING WALL
DL	DOCK LEVELER

- NOTES**
- ALL FFL LEVELS ± 500 mm.
 - ALL LEVELS AND EXTENTS ARE INDICATIVE & SHOULD BE READ IN CONJUNCTION WITH CIVIL ENG. DWGS FOR FINAL LEVELS OF ALL EARTH WORKS AND EXCAVATION.
 - ALL LANDSCAPING TO LANDSCAPE ARCHITECT'S DETAILS.
 - ALL INFORMATION SUBJECT TO DETAILED DESIGN AND ENGINEERING INPUT.
 - ALL MEASUREMENTS OF EXISTING STRUCTURES ARE APPROXIMATE ONLY, AND TO BE CONFIRMED ON SITE.



SCALE BAR 1:250 @ A1 ; 1:500 @ A3

Notes	Issue	Description	Date	By	QA
-This drawing and design is subject to Reid Campbell (NSW) Pty Ltd copyright and may not be reproduced without prior written consent. -Contractor to verify all dimensions on site before commencing work. -Report all discrepancies to project manager prior to construction. -Figured dimensions to be taken in preference to scaled drawings. -All work is to conform to relevant Australian Standards and other Codes as applicable, together with other Authorities' requirements and regulations. Michael Morony NSWARB No. 8218, QLD Reg. No. 5852, ARBV No. VIC00002, APBSA No. s3931, WA00026	A	DRAFT DEVELOPMENT APPLICATION	22.08.2022	CL	MM
	B	DEVELOPMENT APPLICATION	29.08.2022	CL	MM
	C	DEVELOPMENT APPLICATION	12.07.2022	CL	MM
	D	DEVELOPMENT APPLICATION	02.08.2022	CL	MM
	E	UPDATED DA SET	17.08.2022	SM	MM
	F	AMENDED TO ADDRESS COUNCIL COMMENT	23.08.2023	AY	MM

REID CAMPBELL

STRATEGY | DESIGN | DELIVERY

ACN: 002 023 801 ABN: 28 517 605 875

Level 15, 124 Walker Street
North Sydney NSW 2060 Australia

Tel: 61 02 9554 5011
Fax: 61 02 9554 4946
Email: sydney@reidcampbell.com
Website: www.reidcampbell.com

DEVELOPMENT APPLICATION

FYVE

CLIENT

PROJECT MANAGER

PROJECT
PROPOSED INDUSTRIAL FACILITY
575-595 FIFTEENTH AVE, AUSTRAL


Drawn Checked PRINT DATE
CL MM 23/08/2023 4:27:31 PM

NORTH POINT
N/A

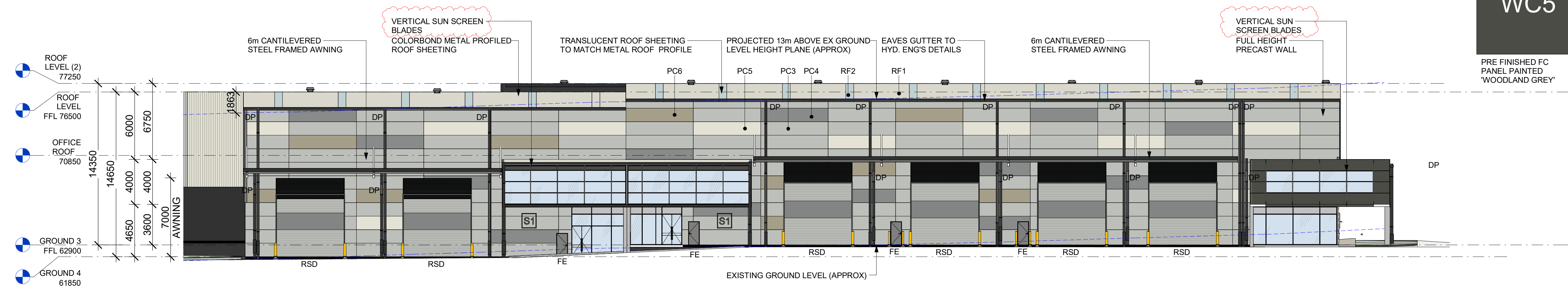
Drawing Title
WAREHOUSE 1 ELEVATIONS N & E

SHEET NUMBER
1210063_A201

ISSUE
F



1 WH1 SOUTH ELEVATION
1 : 200



2 WH1 WEST ELEVATION
1 : 200

CC

CORE COLOUR SCHEME

PC1

PRECAST PANEL
PAINTED 'MONUMENT'

RF1

METAL PROFILED ROOF
SHEETING 'SURFMIST'

RF2

TRANSLUCENT PROFILED
ROOF SHEETING

PC2

PIGMENTED PRECAST
CONCRETE PANEL

GL1

TINTED CLEAR VISION
GLAZING (LOW REFL.)

GL2

SANDBLASTED GLAZING
SPANDREL PANEL

PC3

PRECAST PANEL
PAINTED 'SHALE GREY'

WC1

COLORBOND CLADDING
'SHALE GREY'

WC2

COLORBOND CLADDING
'WINDSPRAY'

PC4

PRECAST PANEL
PAINTED 'WINDSPRAY'

WC3

COLORBOND CLADDING
'SURFMIST'

WC4

COLORBOND CLADDING
'COVE'

PC5

PRECAST PANEL
PAINTED 'SURFMIST'

WC5

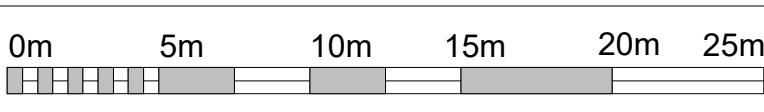
PRE FINISHED FC
PANEL PAINTED
'WOODLAND GREY'

PC6

PRECAST PANEL
PAINTED 'COVE'

ABBREVIATION	
DP	DOWN PIPE
FE	FIRE EXIT DOOR
G-SL	GATE (SLIDING)
G-SW	GATE SINGLE (SWING)
RSD	ROLLER SHUTTER DOOR
RTW	RETAINING WALL
DL	DOCK LEVELER

- NOTES**
- ALL FFL LEVELS ±500mm.
 - ALL LEVELS AND EXTENTS ARE INDICATIVE & SHOULD BE READ IN CONJUNCTION WITH CIVIL ENG. DWGS FOR FINAL LEVELS OF ALL EARTH WORKS AND EXCAVATION.
 - ALL LANDSCAPING TO LANDSCAPE ARCHITECT'S DETAILS.
 - ALL INFORMATION SUBJECT TO DETAILED DESIGN AND ENGINEERING INPUT.
 - ALL MEASUREMENTS OF EXISTING STRUCTURES ARE APPROXIMATE ONLY, AND TO BE CONFIRMED ON SITE.



SCALE BAR 1:250 @ A1 ; 1: 500 @ A3

Notes	Issue	Description	Date	By	QA
-This drawing and design is subject to Reid Campbell (NSW) Pty Ltd copyright and may not be reproduced without prior written consent. -Contractor to verify all dimensions on site before commencing work. -Report all discrepancies to project manager prior to construction. -Figured dimensions to be taken in preference to scaled drawings. -All work is to conform to relevant Australian Standards and other Codes as applicable, together with other Authorities' requirements and regulations. Michael Morony NSWARB No. 8218, QLD Reg. No. 5852, ARBV No. VIC00002, APBSA No. s3931, WA00026	A	DRAFT DEVELOPMENT APPLICATION	22.08.2022	CL	MM
	B	DEVELOPMENT APPLICATION	29.08.2022	CL	MM
	C	DEVELOPMENT APPLICATION	12.07.2022	CL	MM
	D	DEVELOPMENT APPLICATION	02.08.2022	CL	MM
	E	UPDATED DA SET	17.08.2022	SM	MM
	F	AMENDED TO ADDRESS COUNCIL COMMENT	23.08.2023	AY	MM

STRATEGY | DESIGN | DELIVERY

ACN: 002 023 801 ABN: 28 517 605 875

REID CAMPBELL

Level 15, 124 Walker Street
North Sydney NSW 2060 Australia
Tel: 61 02 9554 5011
Fax: 61 02 9554 4946
Email: sydney@reidcampbell.com
Website: www.reidcampbell.com

DEVELOPMENT APPLICATION

FYVE

CLIENT

PROJECT MANAGER

PROJECT
PROPOSED INDUSTRIAL FACILITY
575-595 FIFTEENTH AVE, AUSTRAL

Drawn CL Checked MM PRINT DATE 23/08/2023 4:27:38 PM

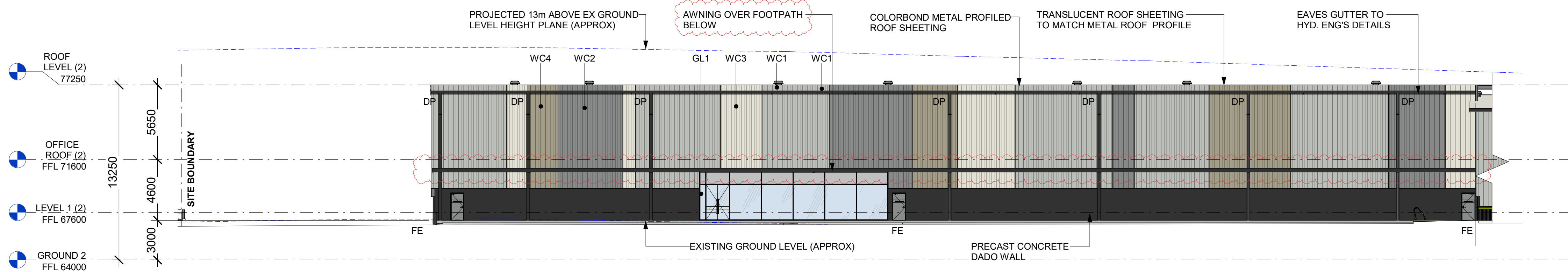
NORTH POINT
N/A

Drawing Title
WAREHOUSE 1 ELEVATIONS S & W

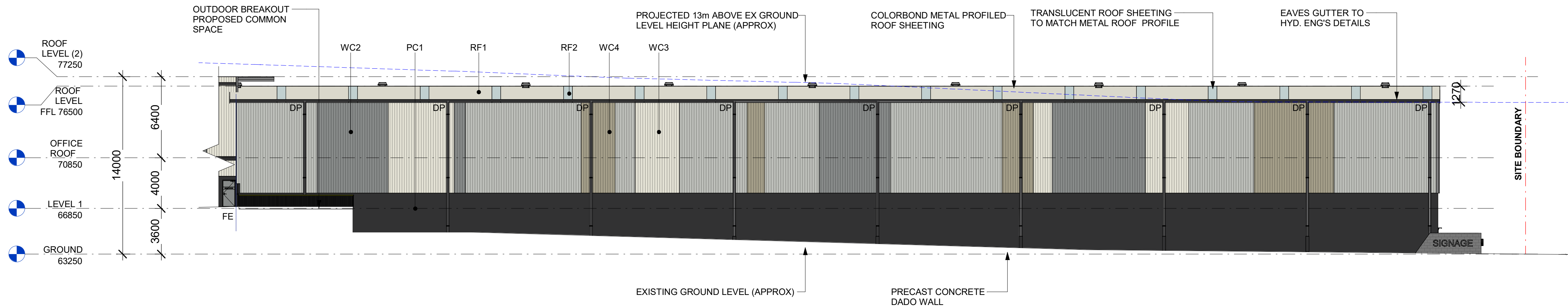
SHEET NUMBER
1210063_A202

ISSUE
F

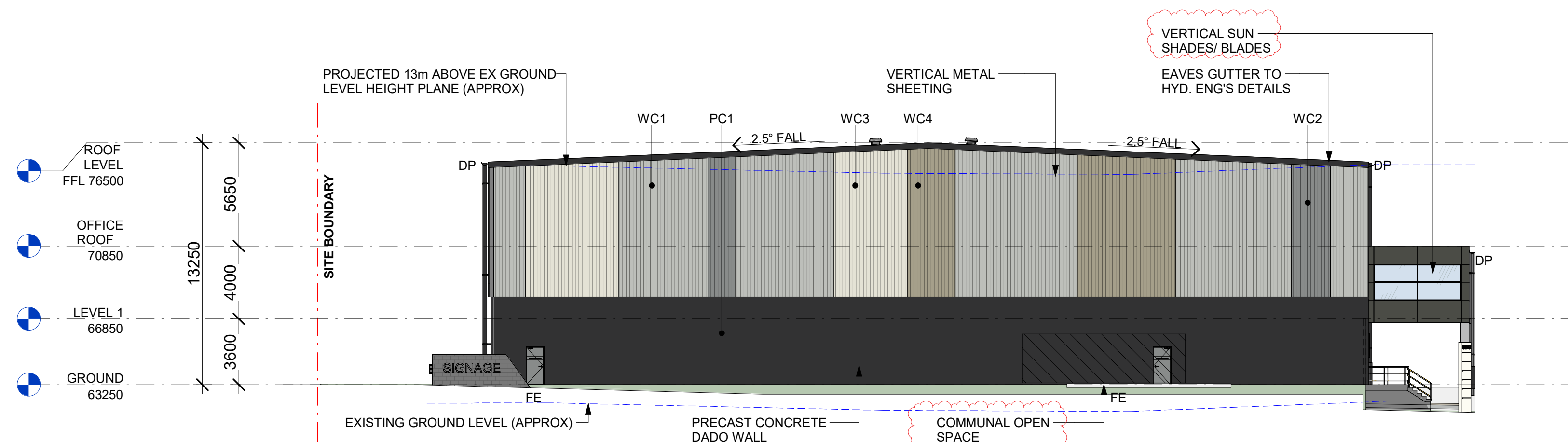
Autodesk Docs://1210063_Fyve Development Fifteenth Ave Austral/1210063_FYVE DEVELOPMENT FIFTEENTH AVE_DA_R23 - STAGING.rvt



2 EAST ELEVATION (UNIT 2A & 2B)
1 : 200



1 EAST ELEVATION (UNIT 2C & 2D)
1 : 200



3 WH2 NORTH ELEVATION
1 : 200

CC

CORE COLOUR SCHEME

PC1

PRECAST PANEL PAINTED 'MONUMENT'

RF1

METAL PROFILED ROOF SHEETING 'SURFMIST'

RF2

TRANSLUCENT PROFILED ROOF SHEETING

PC2

PIGMENTED PRECAST CONCRETE PANEL

GL1

TINTED CLEAR VISION GLAZING (LOW REFL.)

GL2

SANDBLASTED GLAZING SPANDREL PANEL

PC3

PRECAST PANEL PAINTED 'SHALE GREY'

WC1

COLORBOND CLADDING 'SHALE GREY'

WC2

COLORBOND CLADDING 'WINDSPRAY'

PC4

PRECAST PANEL PAINTED 'WINDSPRAY'

WC3

COLORBOND CLADDING 'SURFMIST'

WC4

COLORBOND CLADDING 'COVE'

PC5

PRECAST PANEL PAINTED 'SURFMIST'

WC5

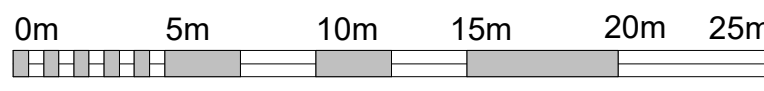
PRE FINISHED FC PANEL PAINTED 'WOODLAND GREY'

PC6

PRECAST PANEL PAINTED 'COVE'

ABBREVIATION	
DP	DOWN PIPE
FE	FIRE EXIT DOOR
G-SL	GATE (SLIDING)
G-SW	GATE SINGLE (SWING)
RSD	ROLLER SHUTTER DOOR
RTW	RETAINING WALL
DL	DOCK LEVELER

- NOTES**
- ALL FFL LEVELS ±500mm.
 - ALL LEVELS AND EXTENTS ARE INDICATIVE & SHOULD BE READ IN CONJUNCTION WITH CIVIL ENG. DWGS FOR FINAL LEVELS OF ALL EARTH WORKS AND EXCAVATION.
 - ALL LANDSCAPING TO LANDSCAPE ARCHITECT'S DETAILS.
 - ALL INFORMATION SUBJECT TO DETAILED DESIGN AND ENGINEERING INPUT.
 - ALL MEASUREMENTS OF EXISTING STRUCTURES ARE APPROXIMATE ONLY, AND TO BE CONFIRMED ON SITE.



SCALE BAR 1:250 @ A1 ; 1: 500 @ A3

Notes	Issue	Description	Date	By	QA
-This drawing and design is subject to Reid Campbell (NSW) Pty Ltd copyright and may not be reproduced without prior written consent. -Contractor to verify all dimensions on site before commencing work. -Report all discrepancies to project manager prior to construction. -Figured dimensions to be taken in preference to scaled drawings. -All work is to conform to relevant Australian Standards and other Codes as applicable, together with other Authorities' requirements and regulations.	A	DRAFT DEVELOPMENT APPLICATION	22.08.2022	CL	MM
	B	DEVELOPMENT APPLICATION	28.08.2022	CL	MM
	C	DEVELOPMENT APPLICATION	12.07.2022	CL	MM
	D	DEVELOPMENT APPLICATION	02.08.2022	CL	MM
	E	UPDATED DA SET	17.08.2022	SM	MM
	F	AMENDED TO ADDRESS COUNCIL COMMENT	23.08.2023	AY	MM
Michael Morony NSWARB No. 8218, QLD Reg. No. 5852, ARBV No. VIC00002, APBSA No. s3931, WA00026					

STRATEGY | DESIGN | DELIVERY

ACN: 002 023 801 ABN: 28 917 605 875

Level 15, 124 Walker Street
North Sydney NSW 2060 Australia

Tel: 61 02 9554 5011
Fax: 61 02 9554 4946
Email: sydney@reidcampbell.com
Website: www.reidcampbell.com

REID CAMPBELL

DEVELOPMENT APPLICATION

FYVE

CLIENT

PROJECT MANAGER

PROJECT
PROPOSED INDUSTRIAL FACILITY
575-595 FIFTEENTH AVE, AUSTRAL

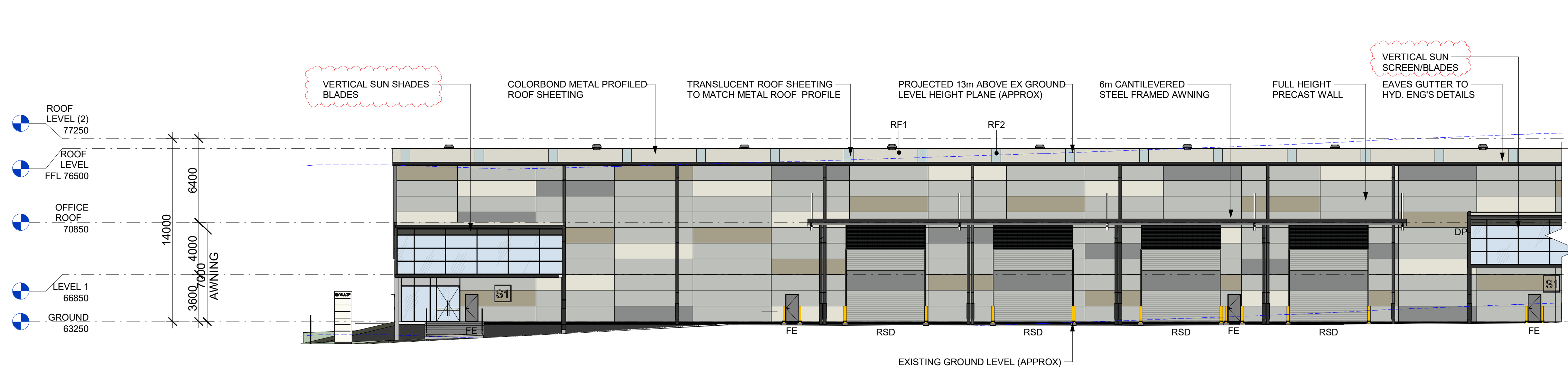
Drawn Checked PRINT DATE
CL MM 23/08/2023 4:27:43 PM

NORTH POINT
N/A

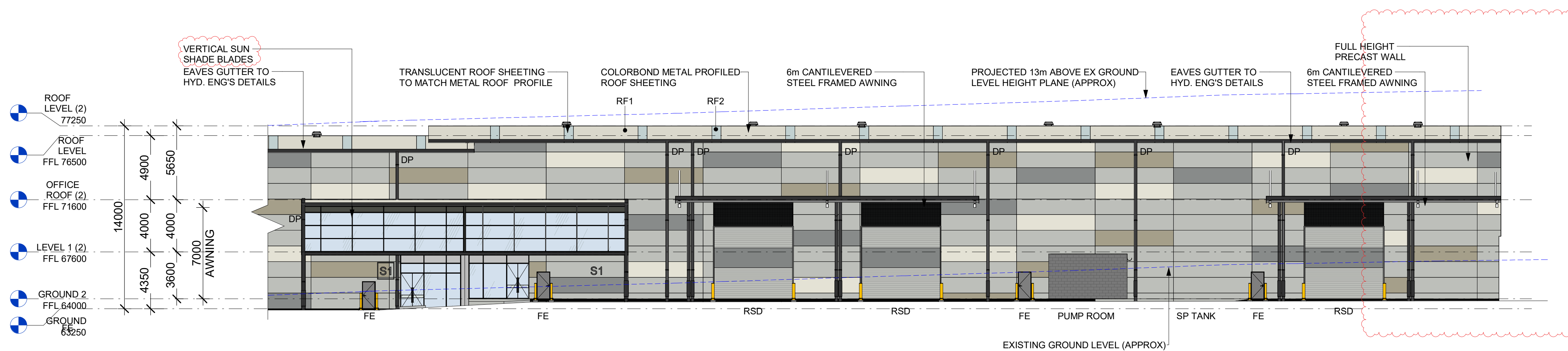
Drawing Title
WAREHOUSE 2 ELEVATIONS N & E

SHEET NUMBER
1210063_A203

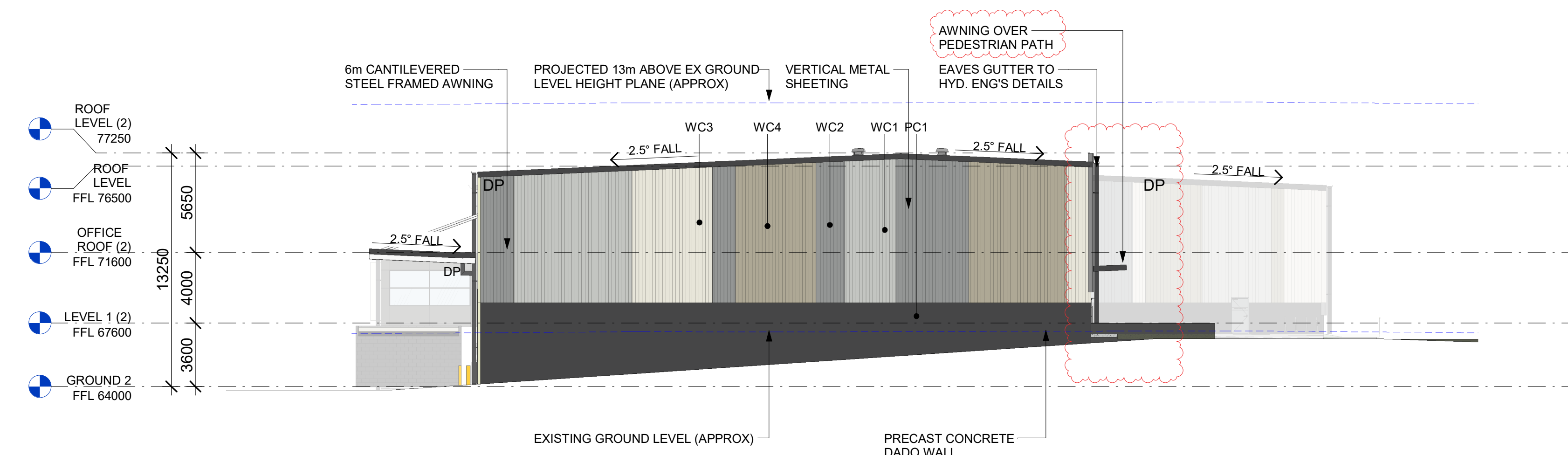
ISSUE
F



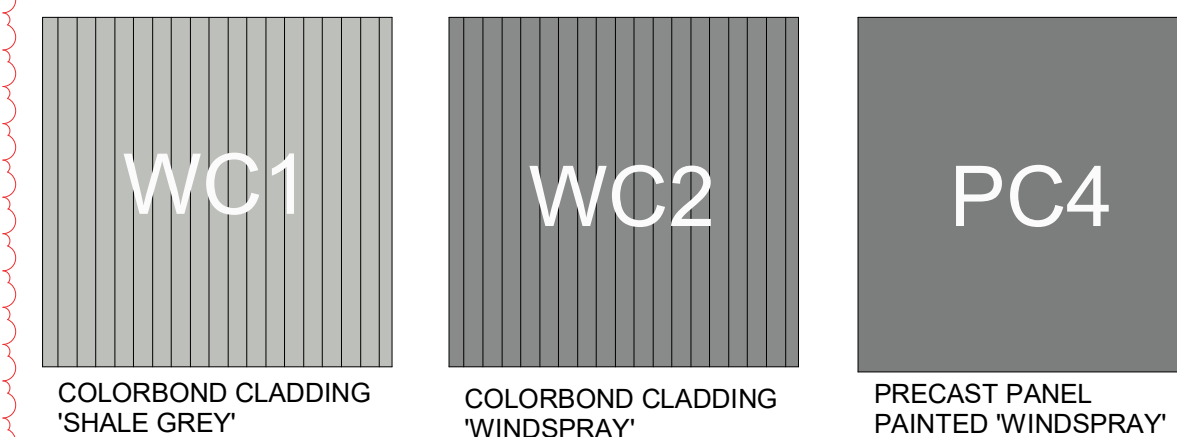
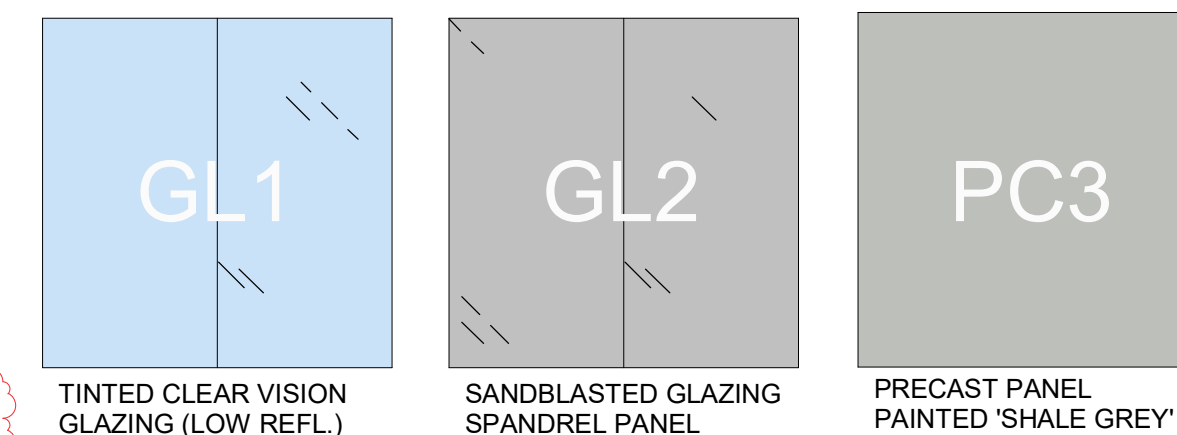
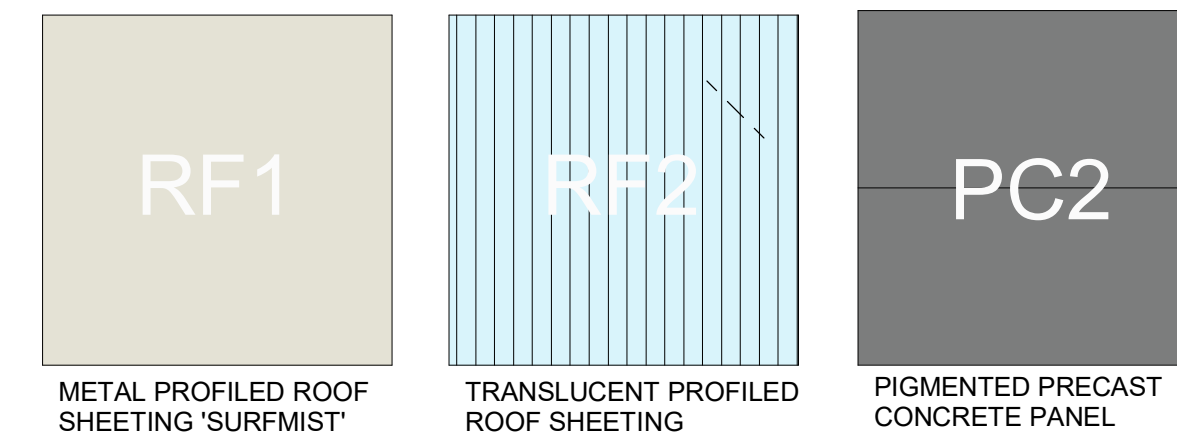
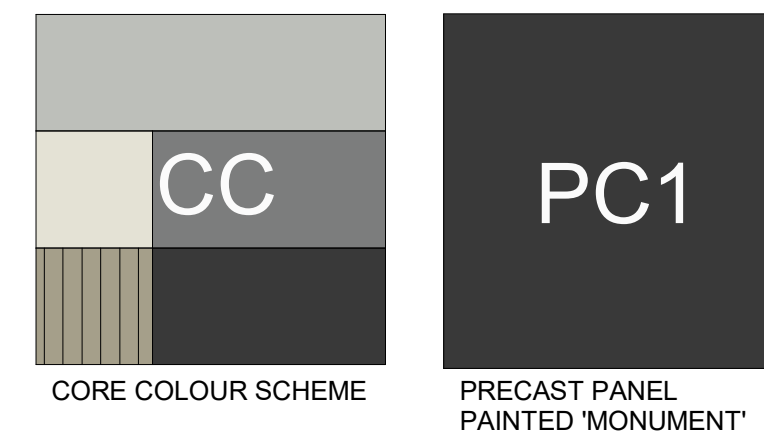
1 WEST ELEVATION (UNIT 2C & 2D)
1 : 200



2 WEST ELEVATION (UNIT 2A & 2B)
1 : 200




3 WH2 SOUTH ELEVATION
1 : 200



ABBREVIATION	
DP	DOWN PIPE
FE	FIRE EXIT DOOR
G-SL	GATE (SLIDING)
G-SW	GATE SINGLE (SWING)
RSD	ROLLER SHUTTER DOOR
RTW	RETAINING WALL
DL	DOCK LEVELER

- NOTES**
- ALL FFL LEVELS $\pm 500\text{mm}$.
 - ALL LEVELS AND EXTENTS ARE INDICATIVE & SHOULD BE READ IN CONJUNCTION WITH CIVIL ENG. DWGS FOR FINAL LEVELS OF ALL EARTH WORKS AND EXCAVATION.
 - ALL LANDSCAPING TO LANDSCAPE ARCHITECT'S DETAILS.
 - ALL INFORMATION SUBJECT TO DETAILED DESIGN AND ENGINEERING INPUT.
 - ALL MEASUREMENTS OF EXISTING STRUCTURES ARE APPROXIMATE ONLY, AND TO BE CONFIRMED ON SITE.



SCALE BAR 1:250 @ A1 ; 1:500 @ A3

Drawing Title
WAREHOUSE 2 ELEVATIONS S & W

SHEET NUMBER
1210063_A204

ISSUE
F

Notes	Issue	Description	Date	By	QA
<ul style="list-style-type: none">-This drawing and design is subject to Reid Campbell (NSW) Pty Ltd copyright and may not be reproduced without prior written consent.-Contractor to verify all dimensions on site before commencing work.-Report all discrepancies to project manager prior to construction.-Figured dimensions to be taken in preference to scaled drawings.-All work is to conform to relevant Australian Standards and other Codes as applicable, together with other Authorities' requirements and regulations. <p>Michael Morony NSWARB No. 8218, QLD Reg. No. 5852, ARBV No. VIC00002, APBSA No. s3931, WA00026</p>	A	DRAFT DEVELOPMENT APPLICATION	22.08.2022	CL	MM
	B	DEVELOPMENT APPLICATION	28.08.2022	CL	MM
	C	DEVELOPMENT APPLICATION	12.07.2022	CL	MM
	D	DEVELOPMENT APPLICATION	02.08.2022	CL	MM
	E	UPDATED DA SET	17.08.2022	SM	MM
	F	AMENDED TO ADDRESS COUNCIL COMMENT	23.08.2023	AY	MM

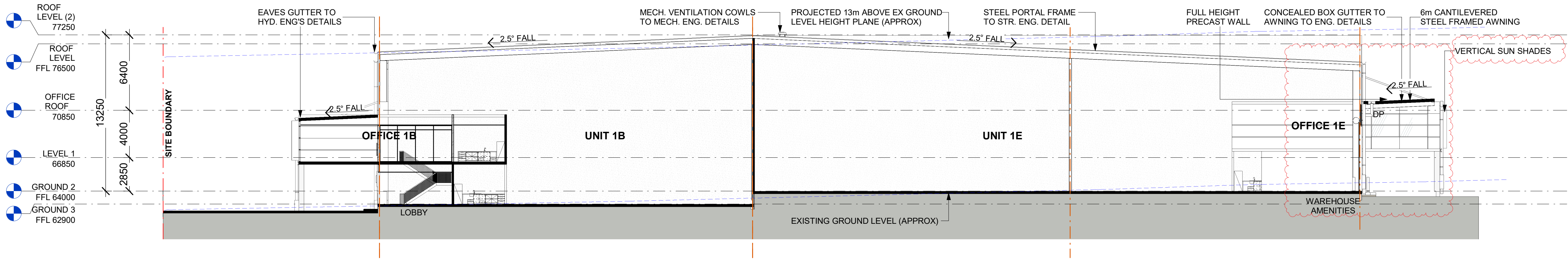


STRATEGY | DESIGN | DELIVERY
ACN: 002 023 801 ABN: 28 517 605 875
Level 15, 124 Walker Street
North Sydney NSW 2060 Australia
Tel: 61 02 9554 5011
Fax: 61 02 9554 4946
Email: sydney@reidcampbell.com
Website: www.reidcampbell.com

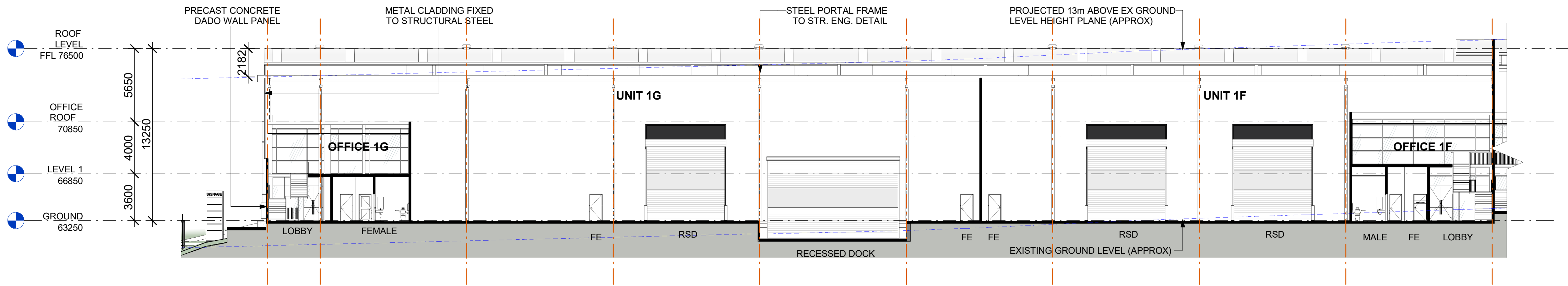
**DEVELOPMENT
APPLICATION**

FYVE

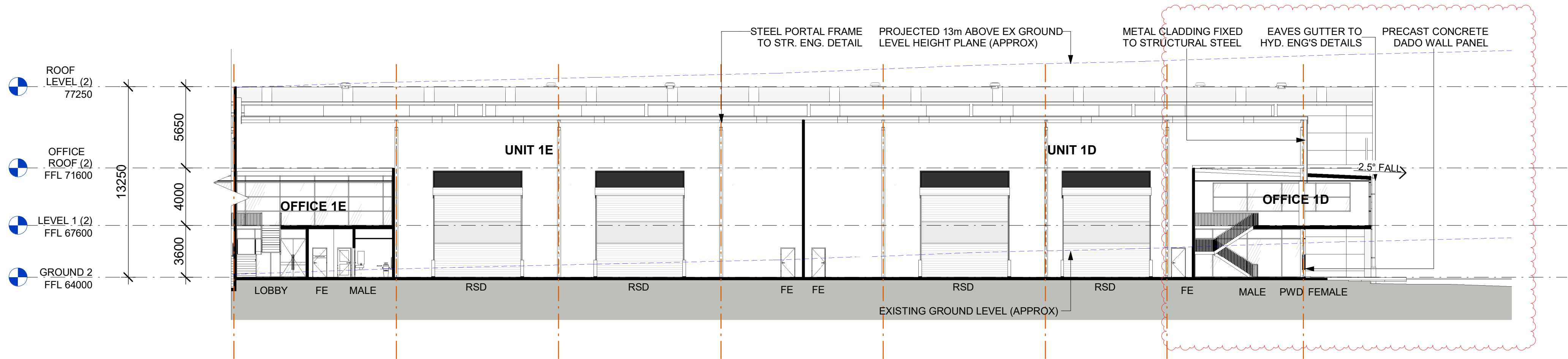
CLIENT	PROJECT MANAGER	PROJECT PROPOSED INDUSTRIAL FACILITY 575-595 FIFTEENTH AVE, AUSTRAL	NORTH POINT N/A
Drawn CL	Checked MM	PRINT DATE 23/08/2023 4:27:50 PM	Drawing Title WAREHOUSE 2 ELEVATIONS S & W



1 WAREHOUSE 1 CROSS SECTION
1 : 200



2 WAREHOUSE 1 LONG SECTION - PART 1
1 : 200



3 WAREHOUSE 1 LONG SECTION - PART 2
1 : 200

ABBREVIATION

DP	DOWN PIPE
FE	FIRE EXIT DOOR
G-SL	GATE (SLIDING)
G-SW	GATE SINGLE (SWING)
RSD	ROLLER SHUTTER DOOR
RTW	RETAINING WALL
DL	DOCK LEVELER

NOTES

1. ALL FFL LEVELS $\pm 500\text{mm}$.
2. ALL LEVELS AND EXTENTS ARE INDICATIVE & SHOULD BE READ IN CONJUNCTION WITH CIVIL ENG. DWGS FOR FINAL LEVELS OF ALL EARTH WORKS AND EXCAVATION.
3. ALL LANDSCAPING TO LANDSCAPE ARCHITECT'S DETAILS.
4. ALL INFORMATION SUBJECT TO DETAILED DESIGN AND ENGINEERING INPUT.
5. ALL MEASUREMENTS OF EXISTING STRUCTURES ARE APPROXIMATE ONLY, AND TO BE CONFIRMED ON SITE.



SCALE BAR 1:250 @ A1 ; 1: 500 @ A3

Notes	Issue	Description	Date	By	QA
<ul style="list-style-type: none">-This drawing and design is subject to Reid Campbell (NSW) Pty Ltd copyright and may not be reproduced without prior written consent.-Contractor to verify all dimensions on site before commencing work.-Report all discrepancies to project manager prior to construction.-Figured dimensions to be taken in preference to scaled drawings.-All work is to conform to relevant Australian Standards and other Codes as applicable, together with other Authorities' requirements and regulations. <p>Michael Morony NSWARB No. 8218, QLD Reg. No. 5852, ARBV No. VIC00002, APBSA No. s3931, WA00026</p>	A	DRAFT DEVELOPMENT APPLICATION	22.08.2022	CL	MM
	B	DEVELOPMENT APPLICATION	29.08.2022	CL	MM
	C	DEVELOPMENT APPLICATION	12.07.2022	CL	MM
	D	DEVELOPMENT APPLICATION	02.08.2022	CL	MM
	E	UPDATED DA SET	17.08.2022	SM	MM
	F	AMENDED TO ADDRESS COUNCIL COMMENT	23.08.2023	AY	MM



STRATEGY | DESIGN | DELIVERY
ACN: 002 023 801 ABN: 28 917 605 875
Level 15, 124 Walker Street
North Sydney NSW 2060 Australia
Tel: 61 02 9554 5011
Fax: 61 02 9554 4946
Email: sydney@reidcampbell.com
Website: www.reidcampbell.com

DEVELOPMENT
APPLICATION

CLIENT
FYVE

PROJECT MANAGER

PROJECT
PROPOSED INDUSTRIAL
FACILITY
575-595 FIFTEENTH AVE, AUSTRAL

NORTH POINT

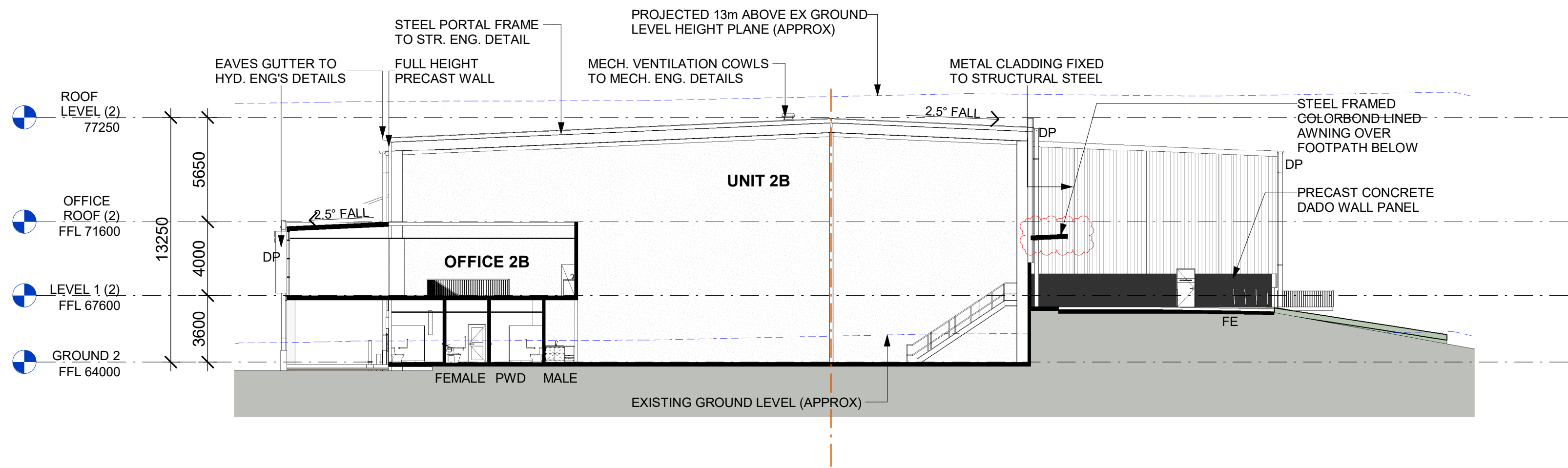
N/A

Drawn	Checked	PRINT DATE
CL	MM	23/08/2023 4:28:02 PM

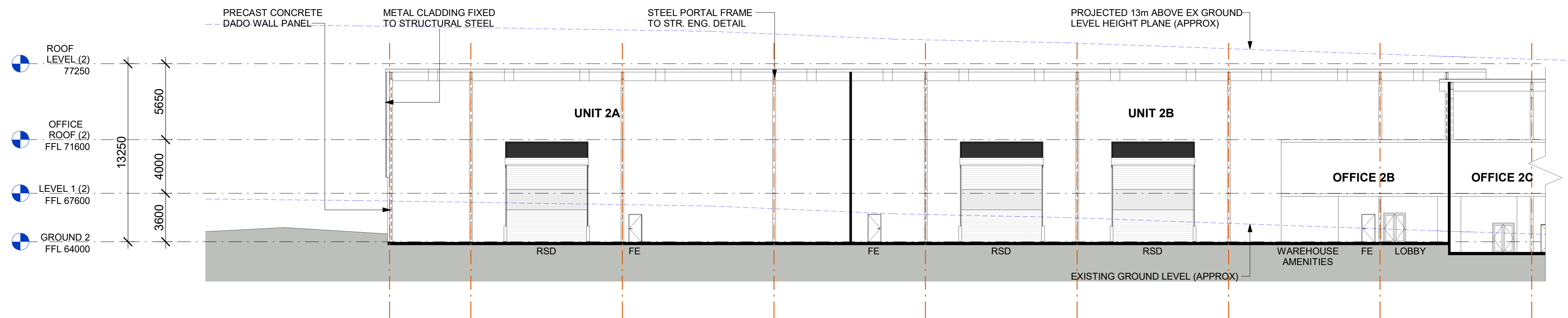
Drawing Title
WAREHOUSE 1 SECTIONS

SHEET NUMBER
1210063_A301

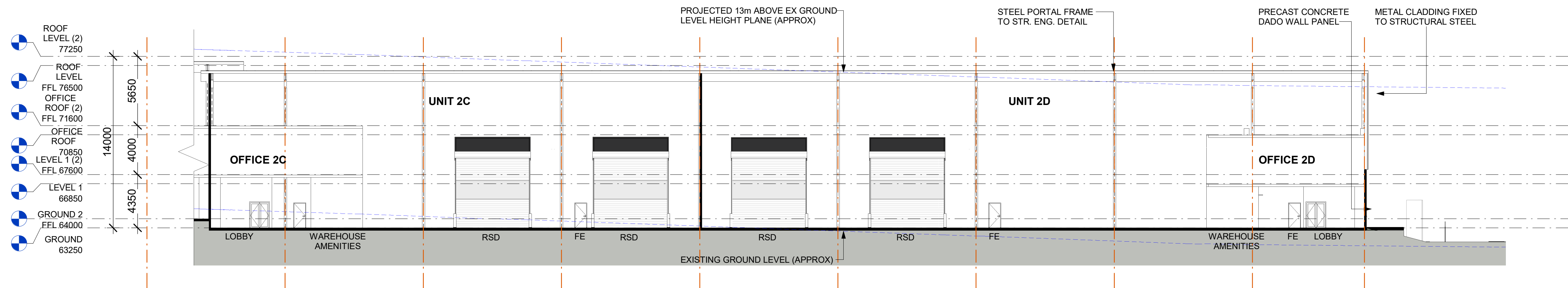
ISSUE
F



1 WAREHOUSE 2 CROSS SECTION
1 : 200



2 WAREHOUSE 2 LONG SECTION PART 1
1 : 200



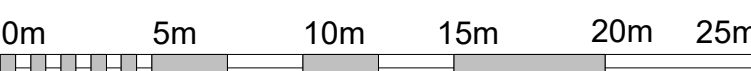
3 WAREHOUSE 2 LONG SECTION PART 2
1 : 200

ABBREVIATION

DP	DOWN PIPE
FE	FIRE EXIT DOOR
G-SL	GATE (SLIDING)
G-SW	GATE SINGLE (SWING)
RSD	ROLLER SHUTTER DOOR
RTW	RETAINING WALL
DL	DOCK LEVELER

NOTES

- ALL FFL LEVELS $\pm 500\text{mm}$.
- ALL LEVELS AND EXTENTS ARE INDICATIVE & SHOULD BE READ IN CONJUNCTION WITH CIVIL ENG. DWGS FOR FINAL LEVELS OF ALL EARTH WORKS AND EXCAVATION.
- ALL LANDSCAPING TO LANDSCAPE ARCHITECT'S DETAILS.
- ALL INFORMATION SUBJECT TO DETAILED DESIGN AND ENGINEERING INPUT.
- ALL MEASUREMENTS OF EXISTING STRUCTURES ARE APPROXIMATE ONLY, AND TO BE CONFIRMED ON SITE.



SCALE BAR 1:250 @ A1 ; 1: 500 @ A3

Notes	Issue	Description	Date	By	QA
-This drawing and design is subject to Reid Campbell (NSW) Pty Ltd copyright and may not be reproduced without prior written consent.	A	DRAFT DEVELOPMENT APPLICATION	22.08.2022	CL	MM
-Contractor to verify all dimensions on site before commencing work.	B	DEVELOPMENT APPLICATION	29.08.2022	CL	MM
-Report all discrepancies to project manager prior to construction.	C	DEVELOPMENT APPLICATION	12.07.2022	CL	MM
-Figured dimensions to be taken in preference to scaled drawings.	D	DEVELOPMENT APPLICATION	02.08.2022	CL	MM
-All work is to conform to relevant Australian Standards and other Codes as applicable, together with other Authorities' requirements and regulations.	E	UPDATED DA SET	17.08.2022	SM	MM
	F	AMENDED TO ADDRESS COUNCIL COMMENT	23.08.2023	AY	MM

Michael Morony NSWARB No. 8218, QLD Reg. No. 5852, ARBV No. VIC00002, APBSA No. s3931, WA00026



STRATEGY | DESIGN | DELIVERY
ACNC: 002 023 801 ABN: 28 917 605 875
Level 15, 124 Walker Street
North Sydney NSW 2060 Australia
Tel: 61 02 9554 5011
Fax: 61 02 9554 4946
Email: sydney@reidcampbell.com
Website: www.reidcampbell.com

DEVELOPMENT
APPLICATION

CLIENT

FYVE

PROJECT MANAGER

PROJECT
PROPOSED INDUSTRIAL
FACILITY
575-595 FIFTEENTH AVE, AUSTRAL

NORTH POINT

N/A

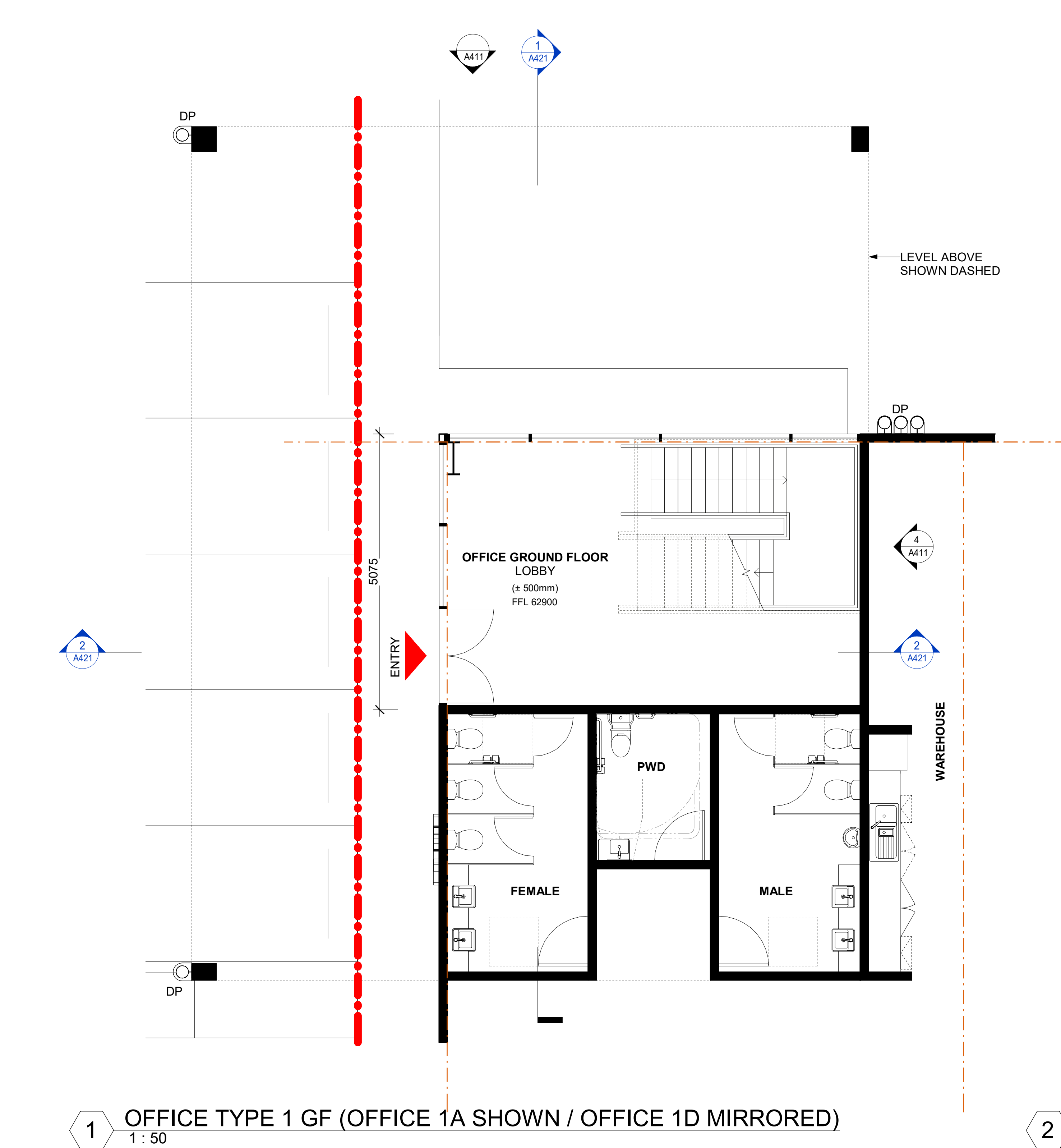
Drawn	Checked	PRINT DATE
CL	MM	23/08/2023 4:28:13 PM

Drawing Title
WAREHOUSE 2 SECTIONS

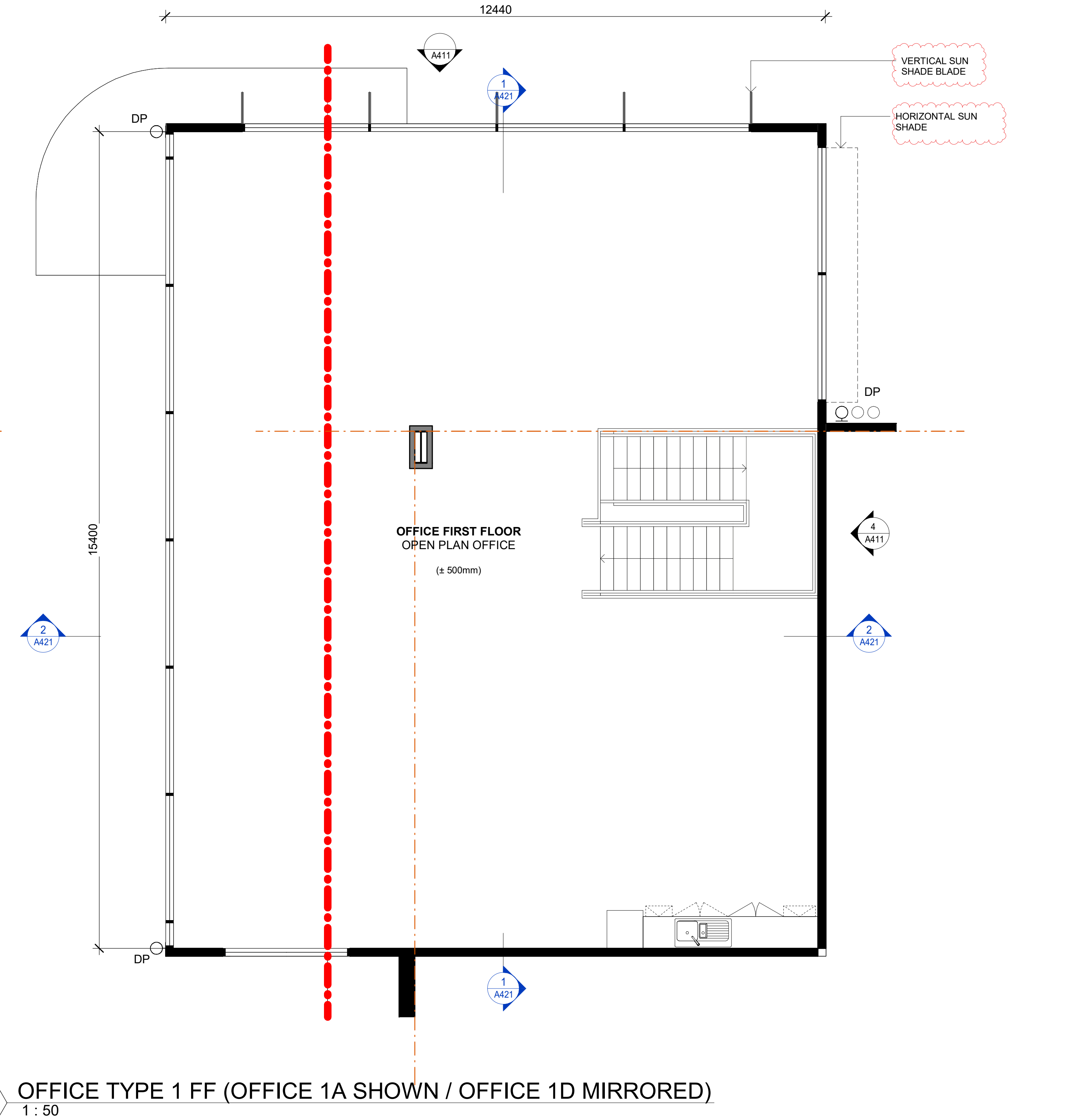
SHEET NUMBER
1210063_A302

ISSUE

F



1 OFFICE TYPE 1 GF (OFFICE 1A SHOWN / OFFICE 1D MIRRORED)
1 : 50



2 OFFICE TYPE 1 FF (OFFICE 1A SHOWN / OFFICE 1D MIRRORED)
1 : 50

Notes					
-This drawing and design is subject to Reid Campbell (NSW) Pty Ltd copyright and may not be reproduced without prior written consent.					
-Contractor to verify all dimensions on site before commencing work.					
-Report all discrepancies to project manager prior to construction.					
-Figured dimensions to be taken in preference to scaled drawings.					
-All work is to conform to relevant Australian Standards and other Codes as applicable, together with other Authorities' requirements and regulations.					
Michael Morony NSWARB No. 8218, QLD Reg. No. 5852, ARBV No. VIC00002, APBSA No. s3931, WA00026					

Issue	Description	Date	By	QA
A	DRAFT DEVELOPMENT APPLICATION	22.08.2022	CL	MM
B	DEVELOPMENT APPLICATION	12.07.2022	CL	MM
C	DEVELOPMENT APPLICATION	02.08.2022	CL	MM
D	UPDATED DA SET	17.08.2022	SM	MM
E	AMENDED TO ADDRESS COUNCIL COMMENT	23.08.2023	AY	MM



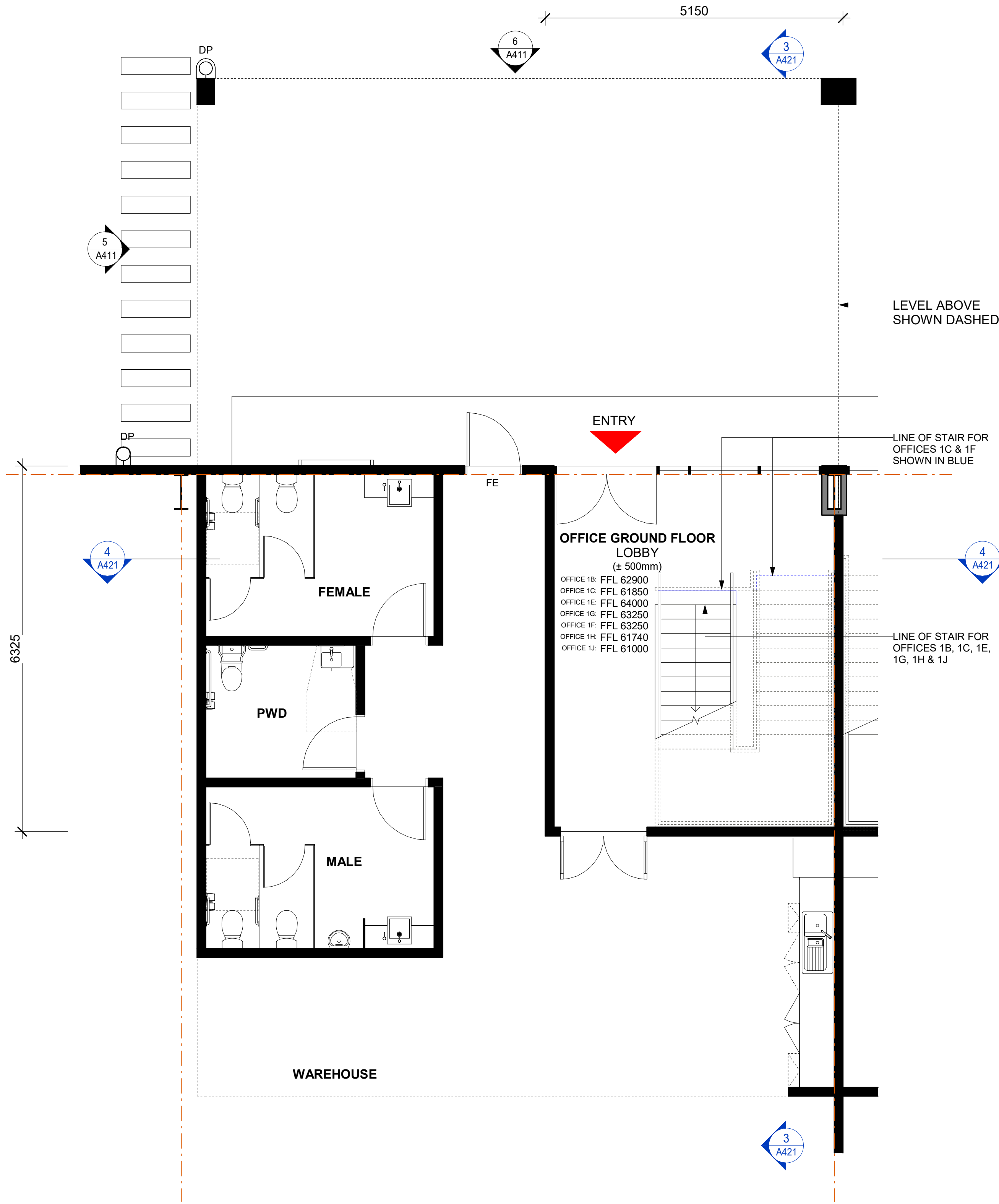
STRATEGY | DESIGN | DELIVERY
ACN: 002 023 801 ABN: 28 917 605 875
Level 15, 124 Walker Street
North Sydney NSW 2060 Australia
Tel: 61 02 9554 5011
Fax: 61 02 9554 4946
Email: sydney@reidcampbell.com
Website: www.reidcampbell.com

DEVELOPMENT
APPLICATION

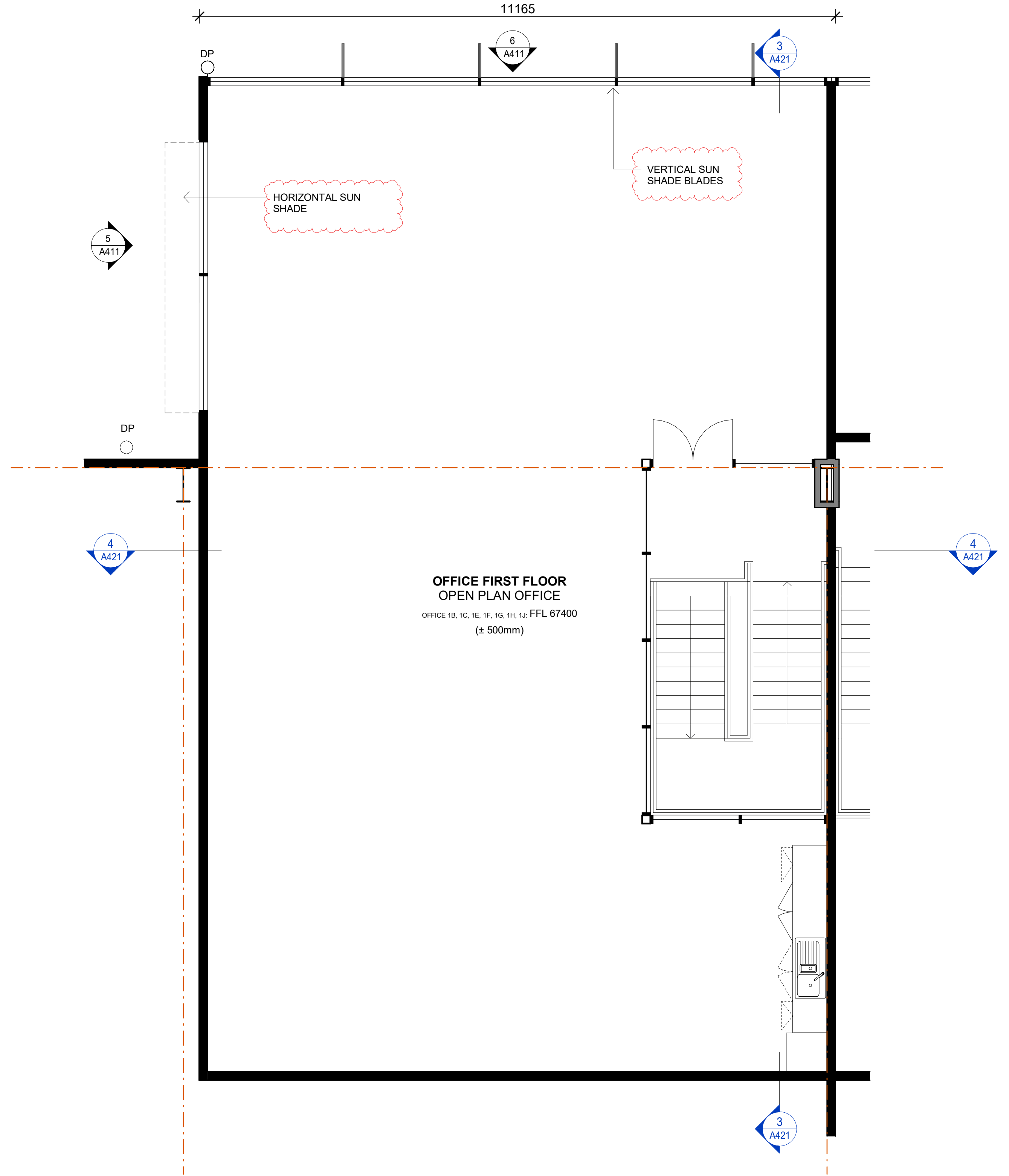
FYVE

CLIENT		PROJECT MANAGER		PROJECT		NORTH POINT	
				PROPOSED INDUSTRIAL FACILITY		575-595 FIFTEENTH AVE, AUSTRAL	
Drawn		Checked		PRINT DATE		Author Approver	
				8/2023 4:28:21 PM		Drawing Title	
						OFFICE TYPE 1	
						SHEET NUMBER	
						1210063_ A401	
						ISSUE	
						E	

NOTES		ABBREVIATION	
1.	ALL FFL LEVELS ±500mm.	DP	DOWN PIPE
2.	ALL LEVELS AND EXTENTS ARE INDICATIVE & SHOULD BE READ IN CONJUNCTION WITH CIVIL ENG. DWGS FOR FINAL LEVELS OF ALL EARTH WORKS AND EXCAVATION.	FE	FIRE EXIT DOOR
3.	ALL LANDSCAPING TO LANDSCAPE ARCHITECT'S DETAILS.	G-SL	GATE (SLIDING)
4.	ALL INFORMATION SUBJECT TO DETAILED DESIGN AND ENGINEERING INPUT.	G-SW	GATE SINGLE (SWING)
5.	ALL MEASUREMENTS OF EXISTING STRUCTURES ARE APPROXIMATE ONLY, AND TO BE CONFIRMED ON SITE	RSD	ROLLER SHUTTER DOOR
		RTW	RETAINING WALL
		DL	DOCK LEVELER
		0m 5m 10m 15m 20m 25m	
		SCALE BAR 1:250 @ A1 ; 1: 500 @ A3	



1 OFFICE TYPE 2 GF (OFFICE 1B SHOWN)
1 : 50



2 OFFICE TYPE 2 FF (OFFICE 1B SHOWN)
1 : 50

Notes	Issue	Description	Date	By	QA
-This drawing and design is subject to Reid Campbell (NSW) Pty Ltd copyright and may not be reproduced without prior written consent.	A	DRAFT DEVELOPMENT APPLICATION	22.08.2022	CL	MM
-Contractor to verify all dimensions on site before commencing work.	B	DEVELOPMENT APPLICATION	29.08.2022	CL	MM
-Report all discrepancies to project manager prior to construction.	C	DEVELOPMENT APPLICATION	12.07.2022	CL	MM
-Figured dimensions to be taken in preference to scaled drawings.	D	DEVELOPMENT APPLICATION	02.08.2022	CL	MM
-All work is to conform to relevant Australian Standards and other Codes as applicable, together with other Authorities' requirements and regulations.	E	UPDATED DA SET	17.08.2022	SM	MM
	F	AMENDED TO ADDRESS COUNCIL COMMENT	23.08.2023	AY	MM

Michael Morony NSWARB No. 8218, QLD Reg. No. 5852, ARBV No. VIC00002, APBSA No. s3931, WA00026



STRATEGY | DESIGN | DELIVERY
ACN: 002 023 801 ABN: 28 517 605 875
Level 15, 124 Walker Street
North Sydney NSW 2060 Australia
Tel: 61 02 9554 5011
Fax: 61 02 9554 4946
Email: sydney@reidcampbell.com
Website: www.reidcampbell.com

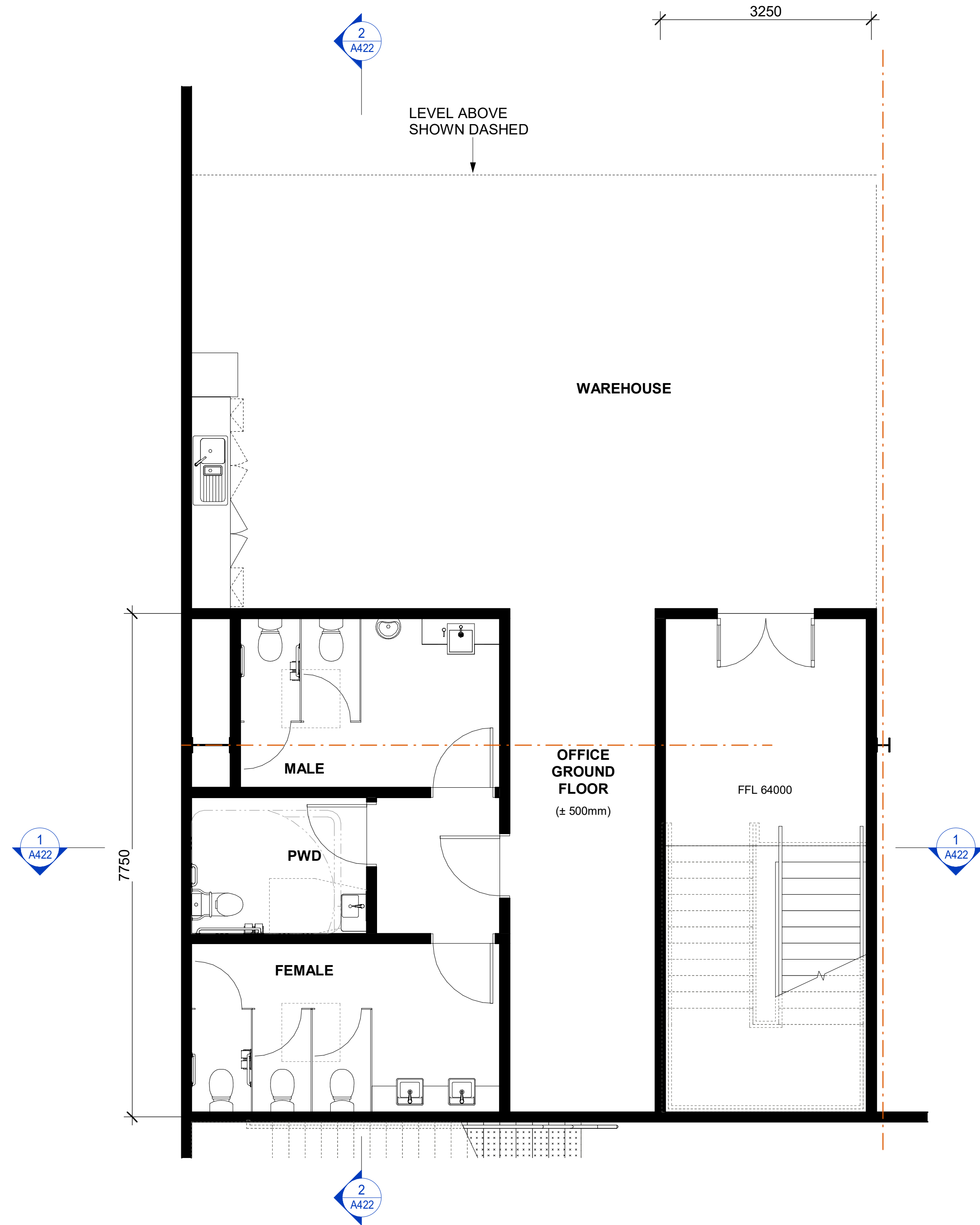
DEVELOPMENT
APPLICATION

FYVE

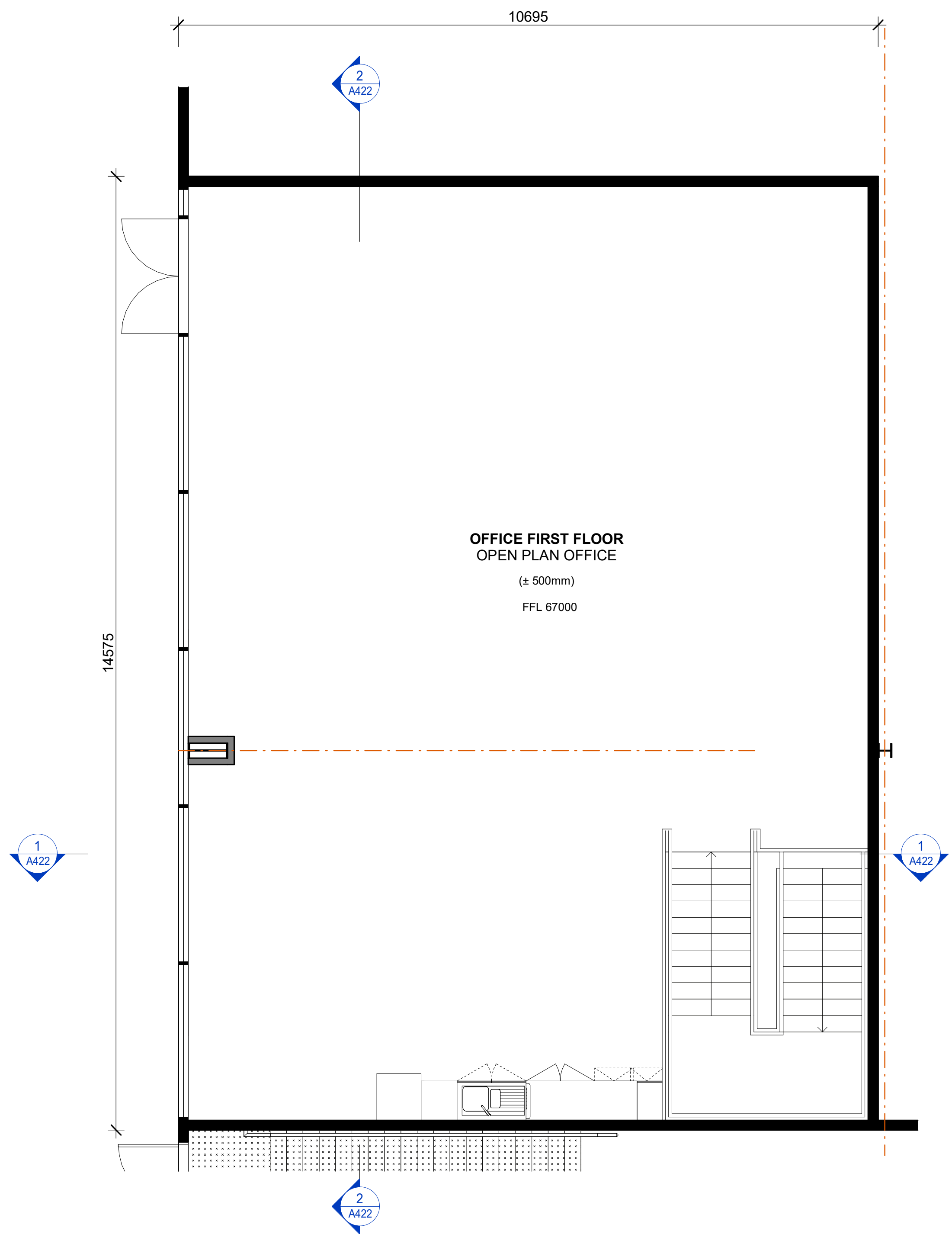
PROJECT MANAGER

NOTES			ABBREVIATION	
1.	ALL FFL LEVELS ±500mm.		DP	DOWN PIPE
2.	ALL LEVELS AND EXTENTS ARE INDICATIVE & SHOULD BE READ IN CONJUNCTION WITH CIVIL ENG. DWGS FOR FINAL LEVELS OF ALL EARTH WORKS AND EXCAVATION.		FE	FIRE EXIT DOOR
3.	ALL LANDSCAPING TO LANDSCAPE ARCHITECT'S DETAILS.		G-SL	GATE (SLIDING)
4.	ALL INFORMATION SUBJECT TO DETAILED DESIGN AND ENGINEERING INPUT.		G-SW	GATE SINGLE (SWING)
5.	ALL MEASUREMENTS OF EXISTING STRUCTURES ARE APPROXIMATE ONLY, AND TO BE CONFIRMED ON SITE		RSD	ROLLER SHUTTER DOOR
			RTW	RETAINING WALL
			DL	DOCK LEVELER
			0m 5m 10m 15m 20m 25m	
			SCALE BAR 1:250 @ A1 ; 1: 500 @ A3	
PROJECT PROPOSED INDUSTRIAL FACILITY 575-595 FIFTEENTH AVE, AUSTRAL			Drawing Title OFFICE TYPE 2	
Drawn Checked PRINT DATE CL MF 23/08/2023 4:28:25 PM			SHEET NUMBER 1210063_A402	
			ISSUE F	

Autodesk Docs://1210063_Fyve Development Fifteenth Ave Austral/1210063_FYVE DEVELOPMENT FIFTEENTH AVE_DA_R23 - STAGING.rvt



1 OFFICE TYPE 3 GF (OFFICE 2A SHOWN)
1 : 50



2 OFFICE TYPE 3 FF (OFFICE 2A SHOWN)
1 : 50


Notes					
-This drawing and design is subject to Reid Campbell (NSW) Pty Ltd copyright and may not be reproduced without prior written consent.					
-Contractor to verify all dimensions on site before commencing work.					
-Report all discrepancies to project manager prior to construction.					
-Figured dimensions to be taken in preference to scaled drawings.					
-All work is to conform to relevant Australian Standards and other Codes as applicable, together with other Authorities' requirements and regulations.					
Michael Morony NSWARB No. 8218, QLD Reg. No. 5852, ARBV No. VIC00002, APBSA No. s3931, WA00026					

Issue	Description	Date	By	QA
A	DEVELOPMENT APPLICATION	25.08.2022	CL	MM
B	DEVELOPMENT APPLICATION	12.07.2022	CL	MM
C	DEVELOPMENT APPLICATION	02.08.2022	CL	MM
D	UPDATED DA SET	17.08.2022	SM	MM
E	AMENDED TO ADDRESS COUNCIL COMMENT	23.08.2023	AY	MM



STRATEGY | DESIGN | DELIVERY
ACNC: 002 023 801 ABN: 28 917 605 875
Level 15, 124 Walker Street
North Sydney NSW 2060 Australia
Tel: 61 02 9554 5011
Fax: 61 02 9554 4946
Email: sydney@reidcampbell.com
Website: www.reidcampbell.com

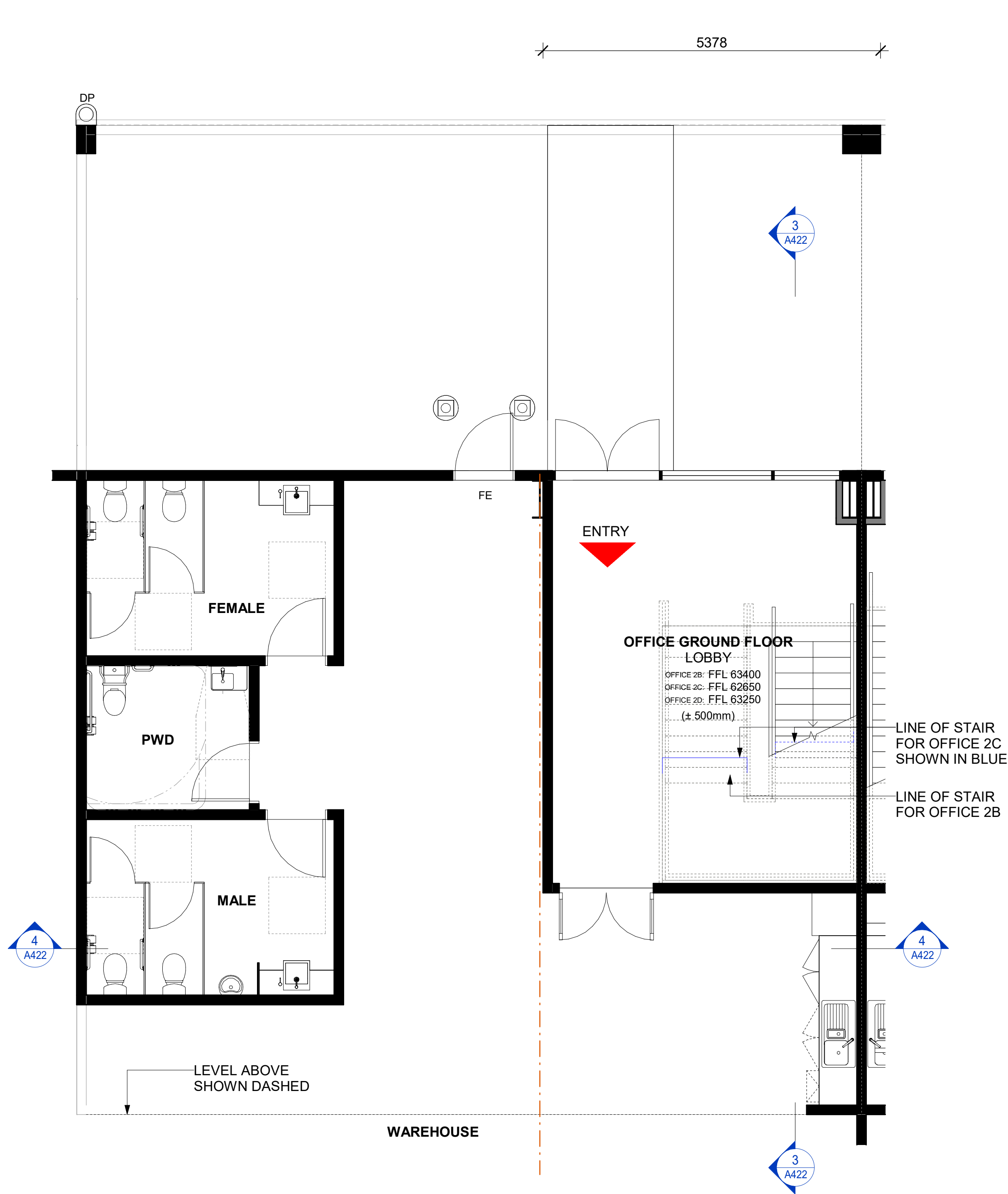
DEVELOPMENT
APPLICATION




CLIENT

PROJECT MANAGER

NOTES			ABBREVIATION	
1.	ALL FFL LEVELS ±500mm.		DP	DOWN PIPE
2.	ALL LEVELS AND EXTENTS ARE INDICATIVE & SHOULD BE READ IN CONJUNCTION WITH CIVIL ENG. DWGS FOR FINAL LEVELS OF ALL EARTH WORKS AND EXCAVATION.		FE	FIRE EXIT DOOR
3.	ALL LANDSCAPING TO LANDSCAPE ARCHITECT'S DETAILS.		G-SL	GATE (SLIDING)
4.	ALL INFORMATION SUBJECT TO DETAILED DESIGN AND ENGINEERING INPUT.		G-SW	GATE SINGLE (SWING)
5.	ALL MEASUREMENTS OF EXISTING STRUCTURES ARE APPROXIMATE ONLY, AND TO BE CONFIRMED ON SITE		RSD	ROLLER SHUTTER DOOR
			RTW	RETAINING WALL
			DL	DOCK LEVELER
			0m 5m 10m 15m 20m 25m	
			SCALE BAR 1:250 @ A1 ; 1: 500 @ A3	
PROJECT PROPOSED INDUSTRIAL FACILITY 575-595 FIFTEENTH AVE, AUSTRAL			Drawing Title OFFICE TYPE 3	
Drawn Checked PRINT DATE CL MM 23/08/2023 4:28:29 PM			SHEET NUMBER 1210063_ A403	
			ISSUE E	



1 OFFICE TYPE 4 GF (OFFICE 2B SHOWN / 2C & 2D MIRRORED)
1 : 50



2 OFFICE TYPE 4 FF (OFFICE 2B SHOWN / 2C & 2D MIRRORED)
1 : 50

Notes				
-This drawing and design is subject to Reid Campbell (NSW) Pty Ltd copyright and may not be reproduced without prior written consent.				
-Contractor to verify all dimensions on site before commencing work.				
-Report all discrepancies to project manager prior to construction.				
-Figured dimensions to be taken in preference to scaled drawings.				
-All work is to conform to relevant Australian Standards and other Codes as applicable, together with other Authorities' requirements and regulations.				
Michael Morony NSWARB No. 8218, QLD Reg. No. 5852, ARBV No. VIC00002, APBSA No. s3931, WA00026				

Issue	Description	Date	By	QA
A	DRAFT DEVELOPMENT APPLICATION	22.08.2022	CL	MM
B	DEVELOPMENT APPLICATION	29.08.2022	CL	MM
C	DEVELOPMENT APPLICATION	12.07.2022	CL	MM
D	DEVELOPMENT APPLICATION	02.08.2022	CL	MM
E	UPDATED DA SET	17.08.2022	SM	MM
F	AMENDED TO ADDRESS COUNCIL COMMENT	23.08.2023	AY	MM



STRATEGY | DESIGN | DELIVERY

ACNC: 002 023 801 ABN: 28 517 605 875

Level 15, 124 Walker Street
North Sydney NSW 2060 Australia

Tel: 61 02 9554 5011
Fax: 61 02 9554 4946
Email: sydney@reidcampbell.com
Website: www.reidcampbell.com

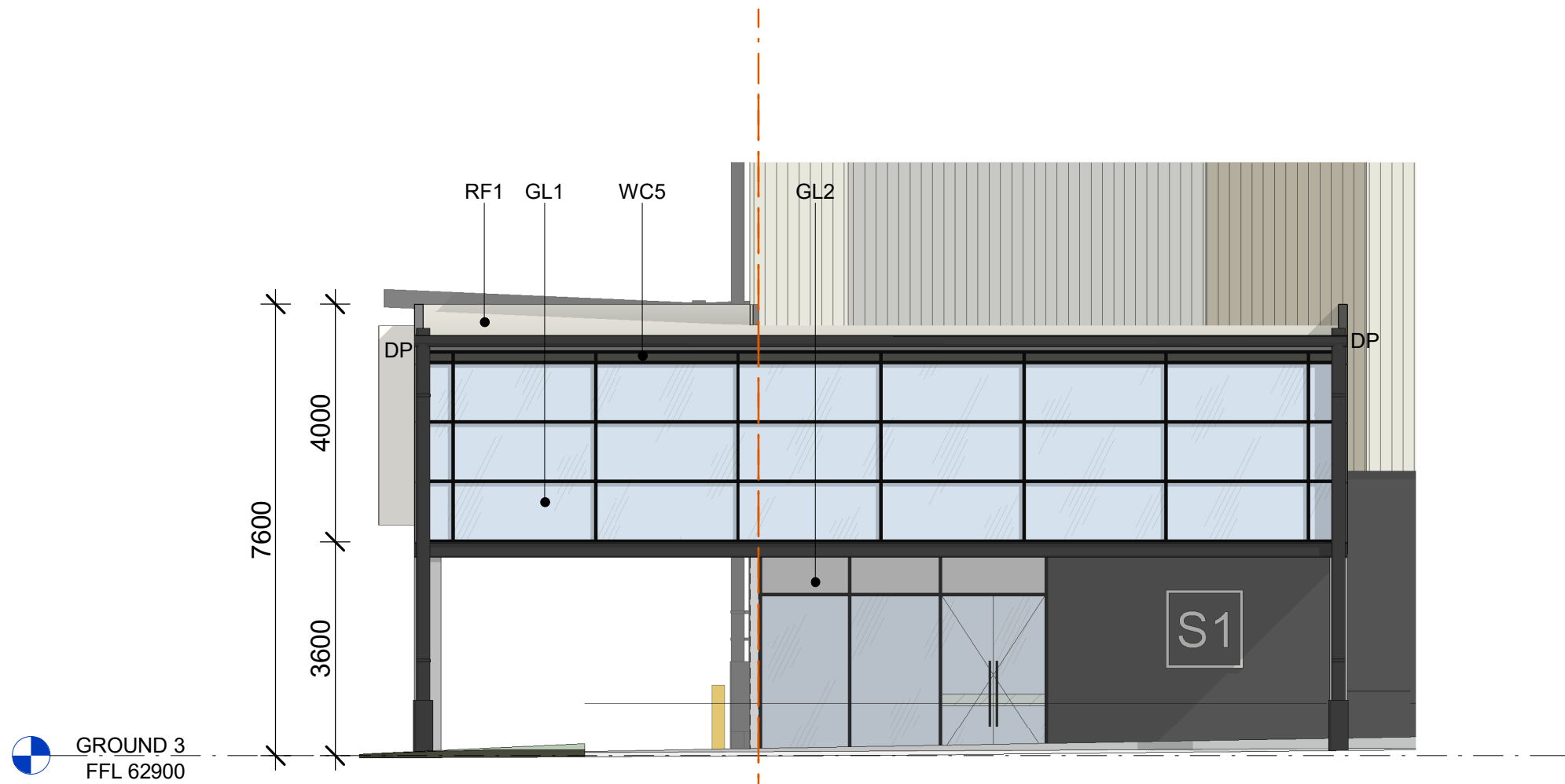
DEVELOPMENT APPLICATION

CLIENT

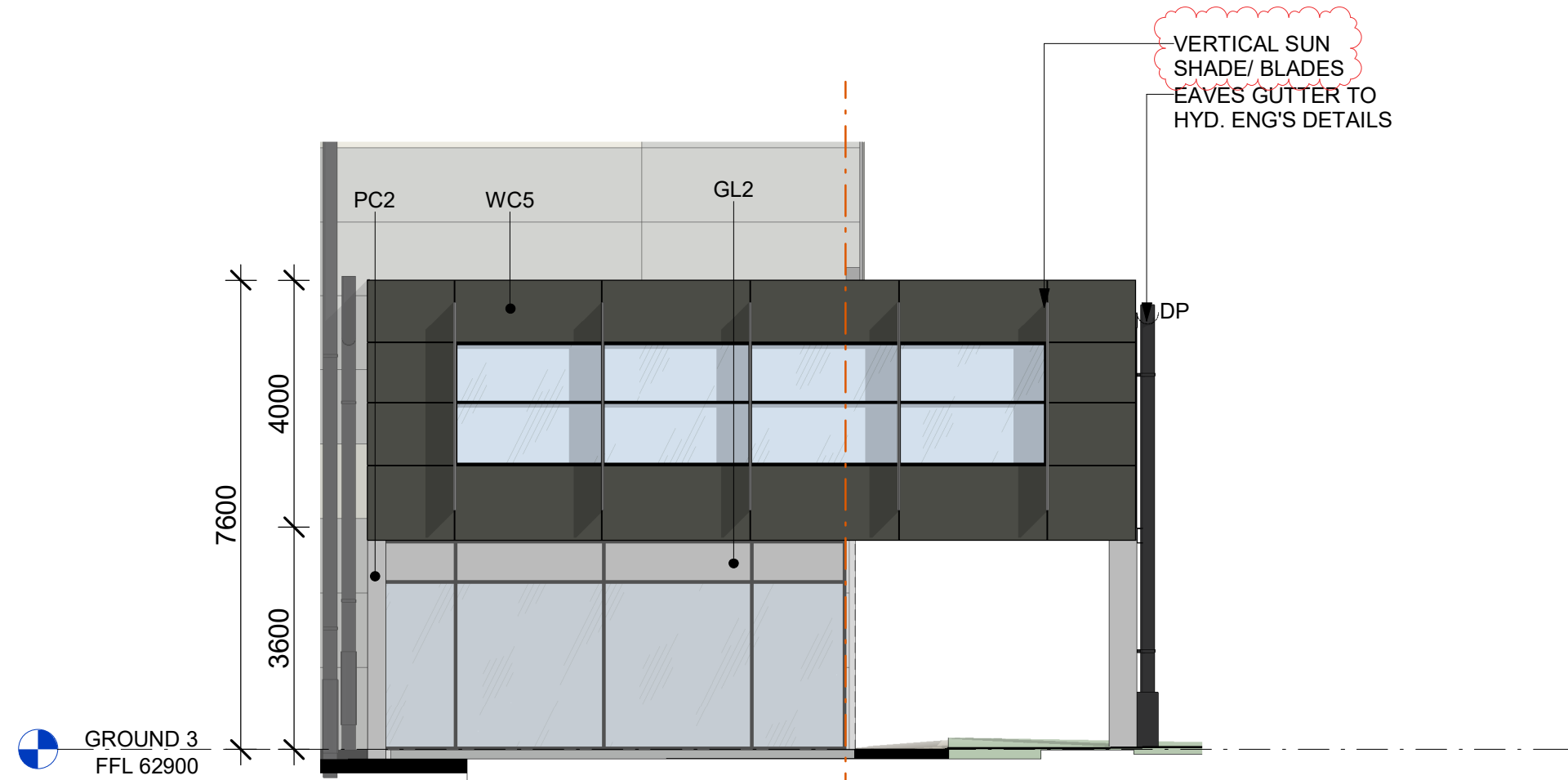
FYVE

PROJECT MANAGER

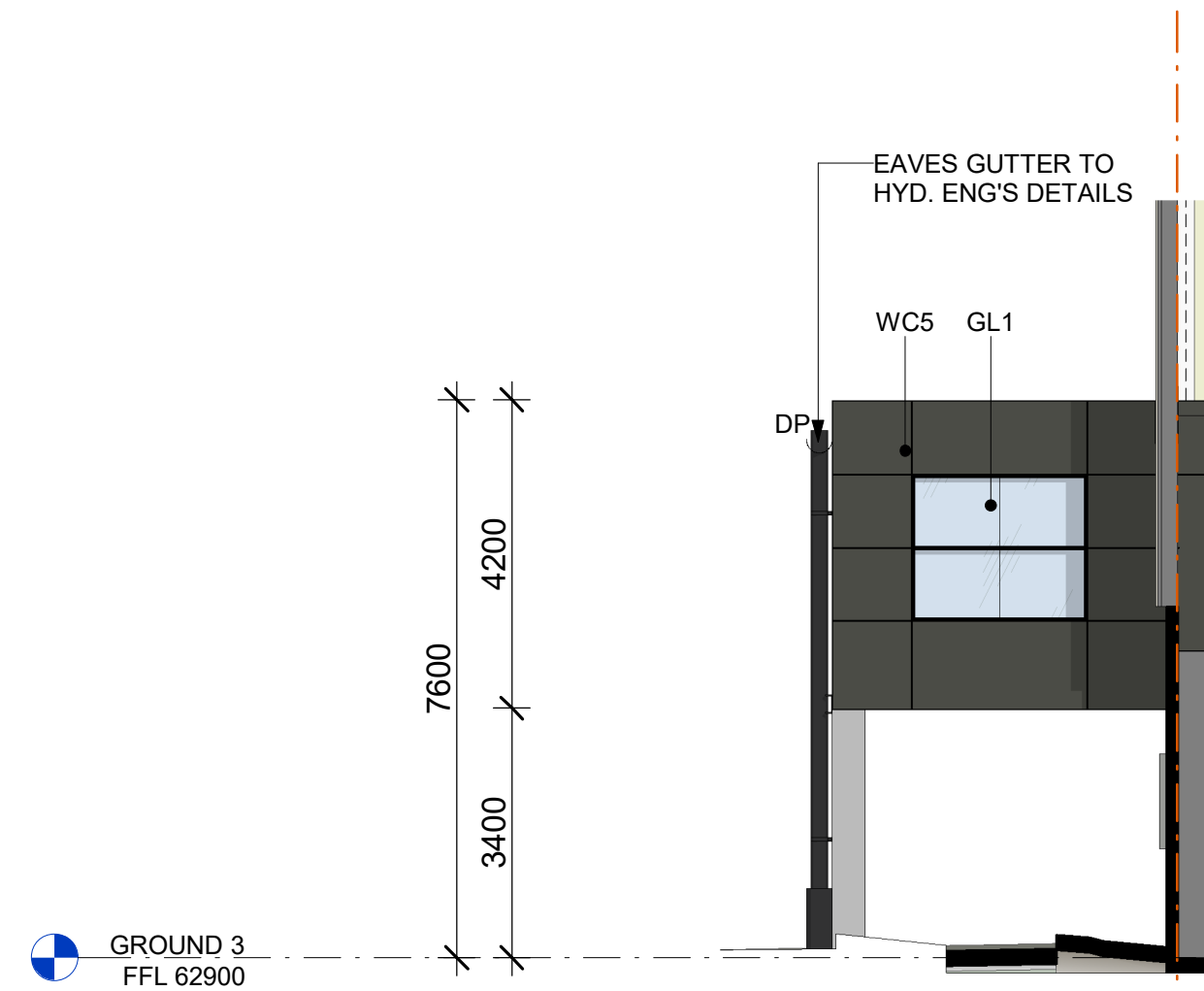
NOTES		ABBREVIATION	
1.	ALL FFL LEVELS ±500mm.	DP	DOWN PIPE
2.	ALL LEVELS AND EXTENTS ARE INDICATIVE & SHOULD BE READ IN CONJUNCTION WITH CIVIL ENG. DWGS FOR FINAL LEVELS OF ALL EARTH WORKS AND EXCAVATION.	FE	FIRE EXIT DOOR
		G-SL	GATE (SLIDING)
		G-SW	GATE SINGLE (SWING)
3.	ALL LANDSCAPING TO LANDSCAPE ARCHITECT'S DETAILS.	RSD	ROLLER SHUTTER DOOR
4.	ALL INFORMATION SUBJECT TO DETAILED DESIGN AND ENGINEERING INPUT.	RTW	RETAINING WALL
5.	ALL MEASUREMENTS OF EXISTING STRUCTURES ARE APPROXIMATE ONLY, AND TO BE CONFIRMED ON SITE	DL	DOCK LEVELER
		<div><div>0m</div><div>5m</div><div>10m</div><div>15m</div><div>20m</div><div>25m</div></div> <div><div><div></div><div></div><div></div><div></div><div></div><div></div><div></div><div></div><div></div><div></div><div></div><div></div><div></div><div></div><div></div><div></div><div></div><div></div><div></div><div></div><div></div><div></div><div></div><div></div><div></div><div></div><div></div><div></div><div></div><div></div><div></div><div></div><div></div><div></div><div></div><div></div><div></div><div></div><div></div><div></div><div></div><div></div><div></div><div></div><div></div><div></div><div></div><div></div><div></div><div></div><div></div><div></div><div></div><div></div><div></div><div></div><div></div><div></div><div></div><div></div><div></div><div></div><div></div><div></div><div></div><div></div><div></div><div></div><div></div><div></div><div></div><div></div><div></div><div></div><div></div><div></div><div></div><div></div><div></div><div></div><div></div><div></div><div></div><div></div><div></div><div></div><div></div><div></div><div></div><div></div><div></div><div></div><div></div><div></div><div></div><div></div><div></div><div></div><div></div><div></div><div></div><div></div><div></div><div></div><div></div><div></div><div></div><div></div><div></div><div></div><div></div><div></div><div></div><div></div><div></div><div></div><div></div><div></div><div></div><div></div><div></div><div></div><div></div><div></div><div></div><div></div><div></div><div></div><div></div><div></div><div></div><div></div><div></div><div></div><div></div><div></div><div></div><div></div><div></div><div></div><div></div><div></div><div></div><div></div><div></div><div></div><div></div><div></div><div></div><div></div><div></div><div></div><div></div><div></div><div></div><div></div><div></div><div></div><div></div><div></div><div></div><div></div><div></div><div></div><div></div><div></div><div></div><div></div><div></div><div></div><div></div><div></div><div></div><div></div><div></div><div></div><div></div><div></div><div></div><div></div><div></div><div></div><div></div><div></div><div></div><div></div><div></div><div></div><div></div><div></div><div></div><div></div><div></div><div></div><div></div><div></div><div></div><div></div><div></div><div></div><div></div><div></div><div></div><div></div><div></div><div></div><div></div><div></div><div></div><div></div><div></div><div></div><div></div><div></div><div></div><div></div><div></div><div></div><div></div><div></div><div></div><div></div><div></div><div></div><div></div><div></div><div></div><div></div><div></div><div></div><div></div><div></div><div></div><div></div><div></div><div></div><div></div><div></div><div></div><div></div><div></div><div></div><div></div><div></div><div></div><div></div><div></div><div></div><div></div><div></div><div></div><div></div><div></div><div></div><div></div><div></div><div></div><div></div><div></div><div></div><div></div><div></div><div></div><div></div><div></div><div></div><div></div><div></div><div></div><div></div><div></div><div></div><div></div><div></div><div></div><div></div><div></div><div></div><div></div><div></div><div></div><div></div><div></div><div></div><div></div><div></div><div></div><div></div><div></div><div></div><div></div><div></div><div></div><div></div><div></div><div></div><div></div><div></div><div></div><div></div><div></div><div></div><div></div><div></div><div></div><div></div><div></div><div></div><div></div><div></div><div></div><div></div><div></div><div></div><div></div><div></div><div></div><div></div><div></div><div></div><div></div><div></div><div></div><div></div><div></div><div></div><div></div><div></div><div></div><div></div><div></div><div></div><div></div><div></div><div></div><div></div><div></div><div></div><div></div><div></div><div></div><div></div><div></div><div></div><div></div><div></div><div></div><div></div><div></div><div></div><div></div><div></div><div></div><div></div><div></div><div></div><div></div><div></div><div></div><div></div><div></div><div></div><div></div><div></div><div></div><div></div><div></div><div></div><div></div><div></div><div></div><div></div><div></div><div></div><div></div><div></div><div></div><div></div><div></div><div></div><div></div><div></div><div></div><div></div><div></div><div></div><div></div><div></div><div></div><div></div><div></div><div></div><div></div><div></div><div></div><div></div><div></div><div></div><div></div><div></div><div></div><div></div><div></div><div></div><div></div><div></div><div></div><div></div><div></div><div></div><div></div><div></div><div></div><div></div><div></div><div></div><div></div><div></div><div></div><div></div><div></div><div></div><div></div><div></div><div></div><div></div><div></div><div></div><div></div><div></div><div></div><div></div><div></div><div></div><div></div><div></div><div></div><div></div><div></div><div></div><div></div><div></div><div></div><div></div><div></div><div></div><div></div><div></div><div></div><div></div><div></div><div></div><div></div><div></div><div></div><div></div><div></div><div></div><div></div><div></div><div></div><div></div><div></div><div></div><div></div><div></div><div></div><div></div><div></div><div></div><div></div><div></div><div></div><div></div><div></div><div></div><div></div><div></div><div></div><div></div><div></div><div></div><div></div><div></div><div></div><div></div><div></div><div></div><div></div><div></div><div></div><div></div><div></div><div></div><div></div><div></div><div></div><div></div><div></div><div></div><div></div><div></div><div></div><div></div><div></div><div></div><div></div><div></div><div></div><div></div><div></div><div></div><div></div><div></div><div></div><div></div><div></div><div></div><div></div><div></div><div></div><div></div><div></div><div></div><div></div><div></div><div></div><div></div><div></div><div></div><div></div><div></div><div></div><div></div><div></div><div></div><div></div><div></div><div></div><div></div><div></div><div></div><div></div><div></div><div></div><div></div><div></div><div></div><div></div><div></div><div></div><div></div><div></div><div></div><div></div><div></div><div></div><div></div><div></div><div></div><div></div><div></div><div></div><div></div><div></div><div></div><div></div><div></div><div></div><div></div><div></div><div></div><div></div><div></div><div></div><div></div><div></div><div></div><div></div><div></div><div></div><div></div><div></div><div></div><div></div><div></div><div></div><div></div><div></div><div></div><div></div><div></div><div></div><div></div><div></div><div></div><div></div><div></div><div></div><div></div><div></div><div></div><div></div><div></div><div></div><div></div><div></div><div></div><div></div><div></div><div></div><div></div><div></div><div></div><div></div><div></div><div></div><div></div><div></div><div></div><div></div><div></div><div></div><div></div><div></div><div></div><div></div><div></div><div></div><div></div><div></div><div></div><div></div><div></div><div></div><div></div><div></div><div></div><div></div><div></div><div></div><div></div><div></div><div></div><div></div><div></div><div></div><div></div><div></div><div></div><div></div><div></div><div></div><div></div><div></div><div></div><div></div><div></div><div></div><div></div><div></div><div></div><div></div><div></div><div></div><div></div><div></div><div></div><div></div><div></div><div></div><div></div><div></div><div></div><div></div><div></div><div></div><div></div><div></div><div></div><div></div><div></div><div></div><div></div><div></div><div></div><div></div><div></div><div></div><div></div><div></div><div></div><div></div><div></div><div></div><div></div><div></div><div></div><div></div><div></div><div></div><div></div><div></div><div></div><div></div><div></div><div></div><div></div><div></div><div></div><div></div><div></div><div></div><div></div><div></div><div></div><div></div><div></div><div></div><div></div><div></div><div></div><div></div><div></div><div></div><div></div><div></div><div></div><div></div><div></div><div></div><div></div><div></div><div></div><div></div><div></div><div></div><div></div><div></div><div></div><div></div><div></div><div></div><div></div><div></div><div></div><div></div><div></div><div></div><div></div><div></div><div></div><div></div><div></div><div></div><div></div><div></div><div></div><div></div><div></div><div></div><div></div><div></div><div></div><div></div><div></div><div></div><div></div><div></div><div></div><div></div><div></div><div></div><div></div><div></div><div></div><div></div><div></div><div></div><div></div><div></div><div></div><div></div><div></div><div></div><div></div><div></div><div></div><div></div><div></div><div></div><div></div><div></div><div></div><div></div><div></div><div></div><div></div><div></div><div></div><div></div><div></div><div></div><div></div><div></div><div></div><div></div><div></div><div></div><div></div><div></div><div></div><div></div><div></div><div></div><div></div><div></div><div></div><div></div><div></div><div></div><div></div><div></div><div></div><div></div><div></div><div></div><div></div><div></div><div></div><div></div><div></div><div></div><div></div><div></div><div></div><div></div><div></div><div></div><div></div><div></div><div></div><div></div><div></div><div></div><div></div><div></div><div></div><div></div><div></div><div></div><div></div><div></div><div></div><div></div><div></div><div></div><div></div><div></div><div></div><div></div><div></div><div></div><div></div><div></div><div></div><div></div><div></div><div></div><div></div><div></div><div></div><div></div><div></div><div></div><div></div><div></div><div></div><div></div><div></div><div></div><div></div><div></div><div></div><div></div><div></div><div></div><div></div><div></div><div></div><div></div><div></div><div></div><div></div><div></div><div></div><div></div><div></div><div></div><div></div><div></div><div></div><div></div><div></div><div></div><div></div><div></div><div></div><div></div><div></div><div></div><div></div><div></div><div></div><div></div><div></div><div></div><div></div><div></div><div></div><div></div><div></div><div></div><div></div><div></div><div></div><div></div><div></div><div></div><div></div><div></div><div></div><div></div><div></div><div></div><div></div><div></div><div></div><div></div><div></div><div></div><div></div><div></div><div></div><div></div><div></div><div></div><div></div><div></div><div></div><div></div><div></div><div></div><div></div><div></div><div></div><div></div><div></div><div></div><div></div><div></div><div></div><div></div><div></div><div></div><div></div><div></div><div></div><div></div><div></div><div></div><div></div><div></div><div></div><div></div><div></div><div></div><div></div><div></div><div></div><div></div><div></div><div></div><div></div><div></div><div></div><div></div><div></div><div></div><div></div><div></div><div></div><div></div><div></div><div></div><div></div><div></div><div></div><div></div><div></div><div></div><div></div><div></div><div></div><div></div><div></div><div></div><div></div><div></div><div></div><div></div><div></div><div></div><div></div><div></div><div></div><div></div><div></div><div></div><div></div><div></div><div></div><div></div><div></div><</div></div>	



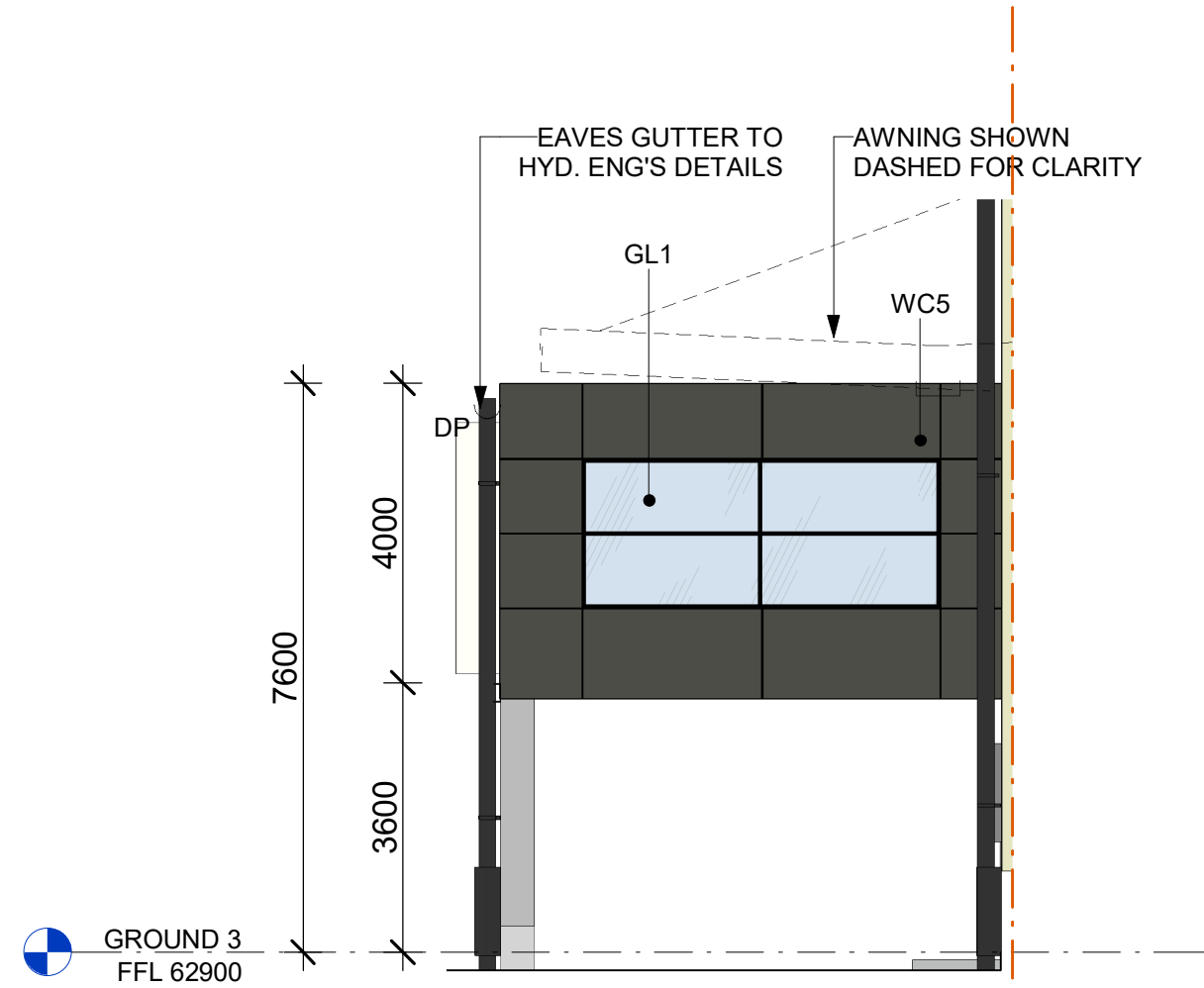
1 OFFICE TYPE 1 SOUTH ELEVATION
1 : 100



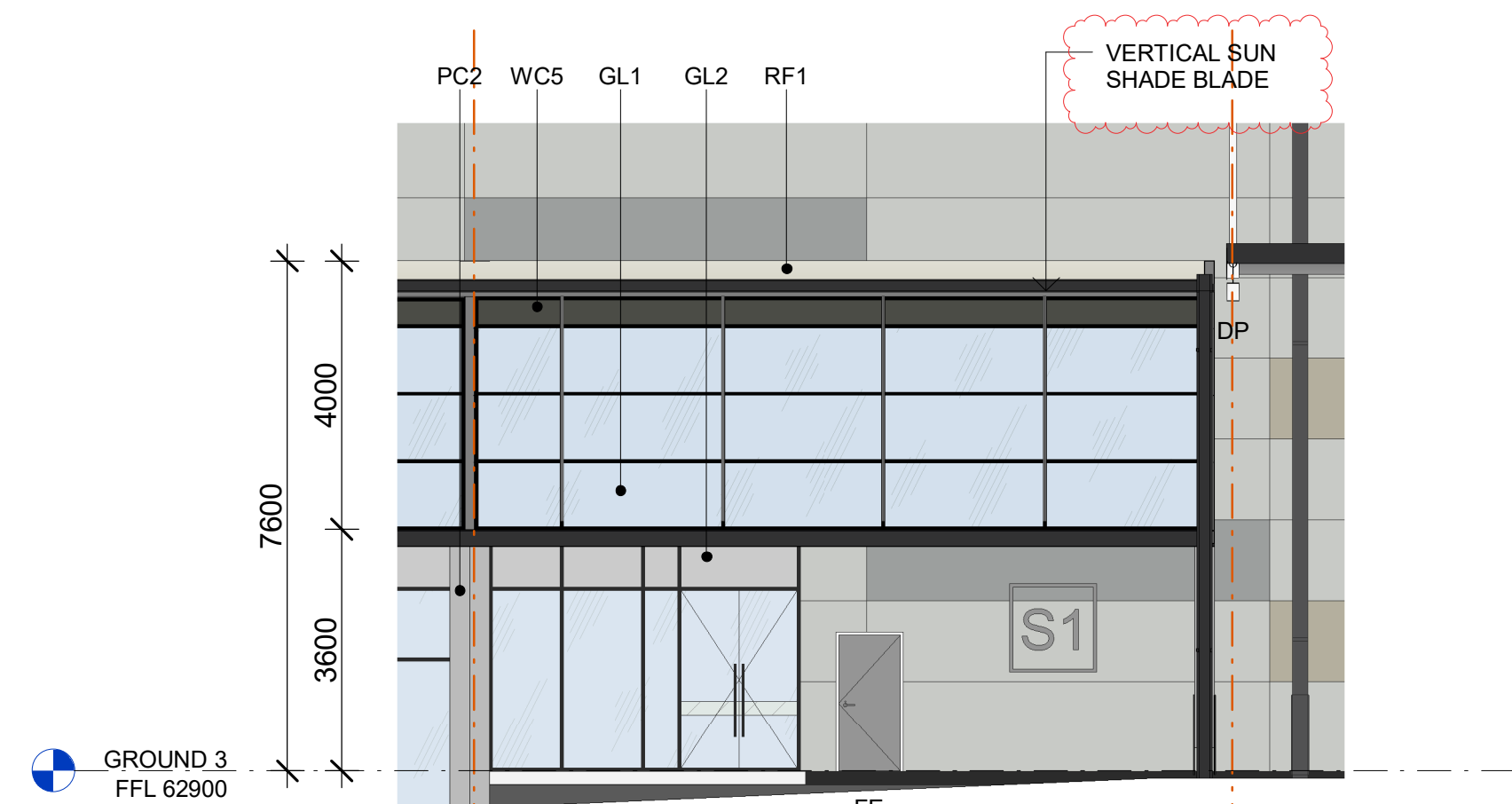
2 OFFICE TYPE 1 WEST ELEVATION
1 : 100



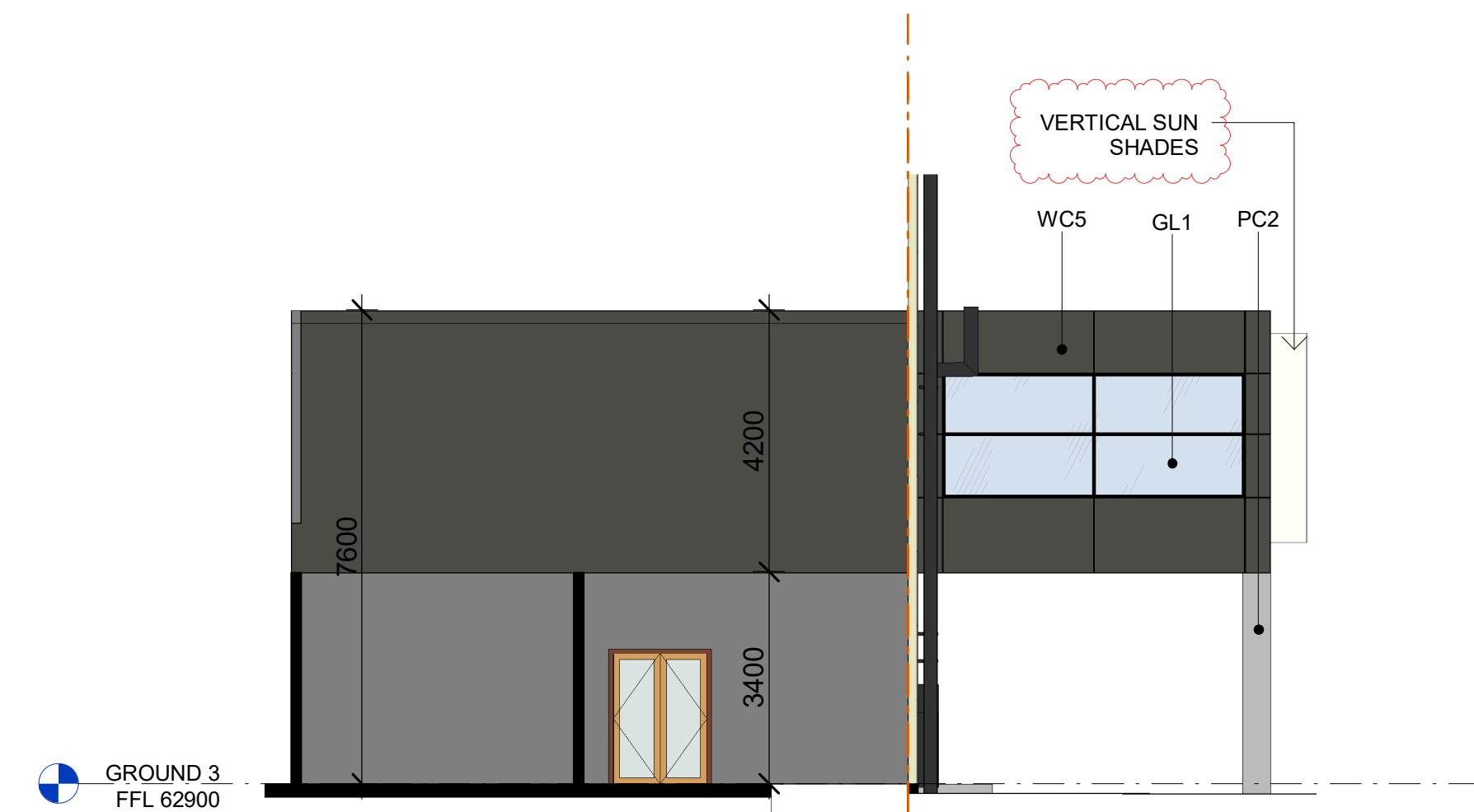
3 OFFICE TYPE 1 EAST ELEVATION
1 : 100



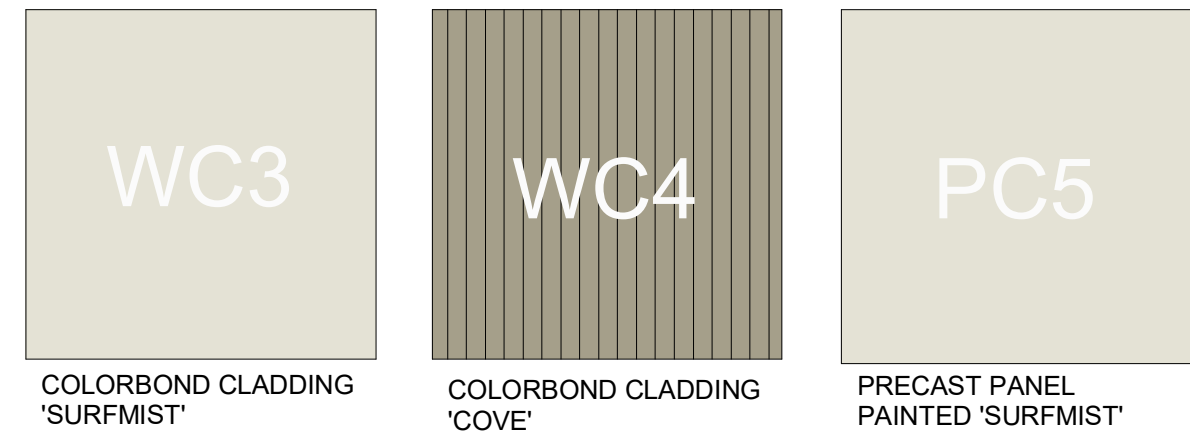
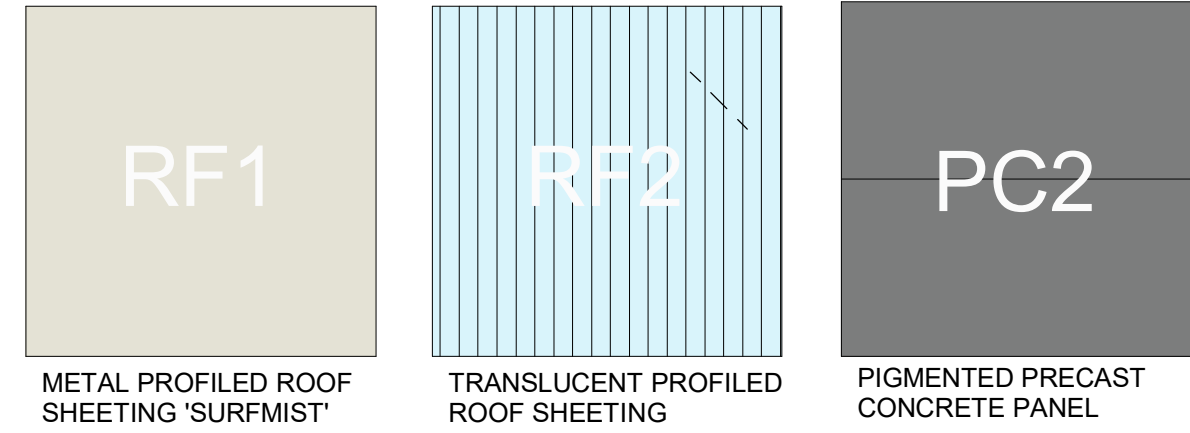
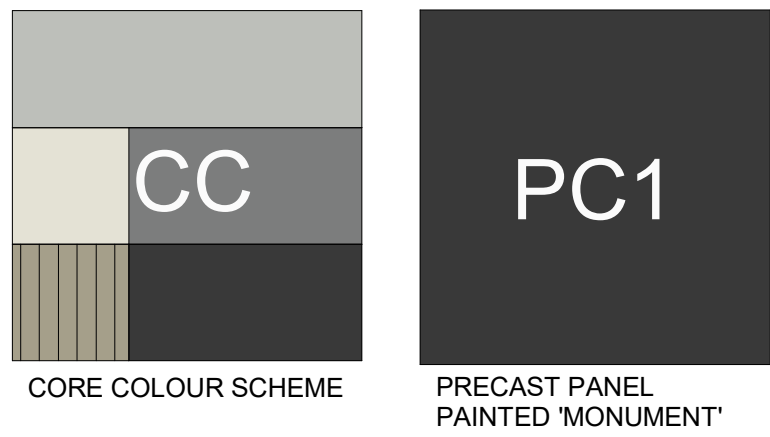
5 OFFICE TYPE 2 SOUTH ELEVATION
1 : 100
(NORTH ELEVATION MIRRORED)



6 OFFICE TYPE 2 WEST ELEVATION
1 : 100

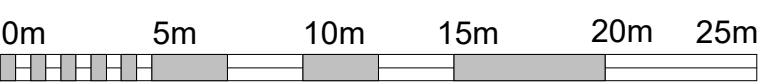


4 OFFICE TYPE 1 NORTH ELEVATION
1 : 100



ABBREVIATION	
DP	DOWN PIPE
FE	FIRE EXIT DOOR
G-SL	GATE (SLIDING)
G-SW	GATE SINGLE (SWING)
RSD	ROLLER SHUTTER DOOR
RTW	RETAINING WALL
DL	DOCK LEVELER

- NOTES
- ALL FFL LEVELS $\pm 500\text{mm}$.
 - ALL LEVELS AND EXTENTS ARE INDICATIVE & SHOULD BE READ IN CONJUNCTION WITH CIVIL ENG. DWGS FOR FINAL LEVELS OF ALL EARTH WORKS AND EXCAVATION.
 - ALL LANDSCAPING TO LANDSCAPE ARCHITECT'S DETAILS.
 - ALL INFORMATION SUBJECT TO DETAILED DESIGN AND ENGINEERING INPUT.
 - ALL MEASUREMENTS OF EXISTING STRUCTURES ARE APPROXIMATE ONLY, AND TO BE CONFIRMED ON SITE.



SCALE BAR 1:250 @ A1 ; 1:500 @ A3


Drawing Title	
OFFICE TYPE 1 & 2 ELEVATIONS	
SHEET NUMBER	
1210063_A411	
ISSUE	
E	

Notes	Issue	Description	Date	By	QA
-This drawing and design is subject to Reid Campbell (NSW) Pty Ltd copyright and may not be reproduced without prior written consent. -Contractor to verify all dimensions on site before commencing work. -Report all discrepancies to project manager prior to construction. -Figured dimensions to be taken in preference to scaled drawings. -All work is to conform to relevant Australian Standards and other Codes as applicable, together with other Authorities' requirements and regulations.	A	DRAFT DEVELOPMENT APPLICATION	22.08.2022	CL	MM
	B	DEVELOPMENT APPLICATION	12.07.2022	CL	MM
	C	DEVELOPMENT APPLICATION	02.08.2022	CL	MM
	D	UPDATED DA SET	17.08.2022	SM	MM
	E	AMENDED TO ADDRESS COUNCIL COMMENT	23.08.2023	AY	MM
Michael Morony NSWARB No. 8218, QLD Reg. No. 5852, ARBV No. VIC00002, APBSA No. s3931, WA00026					

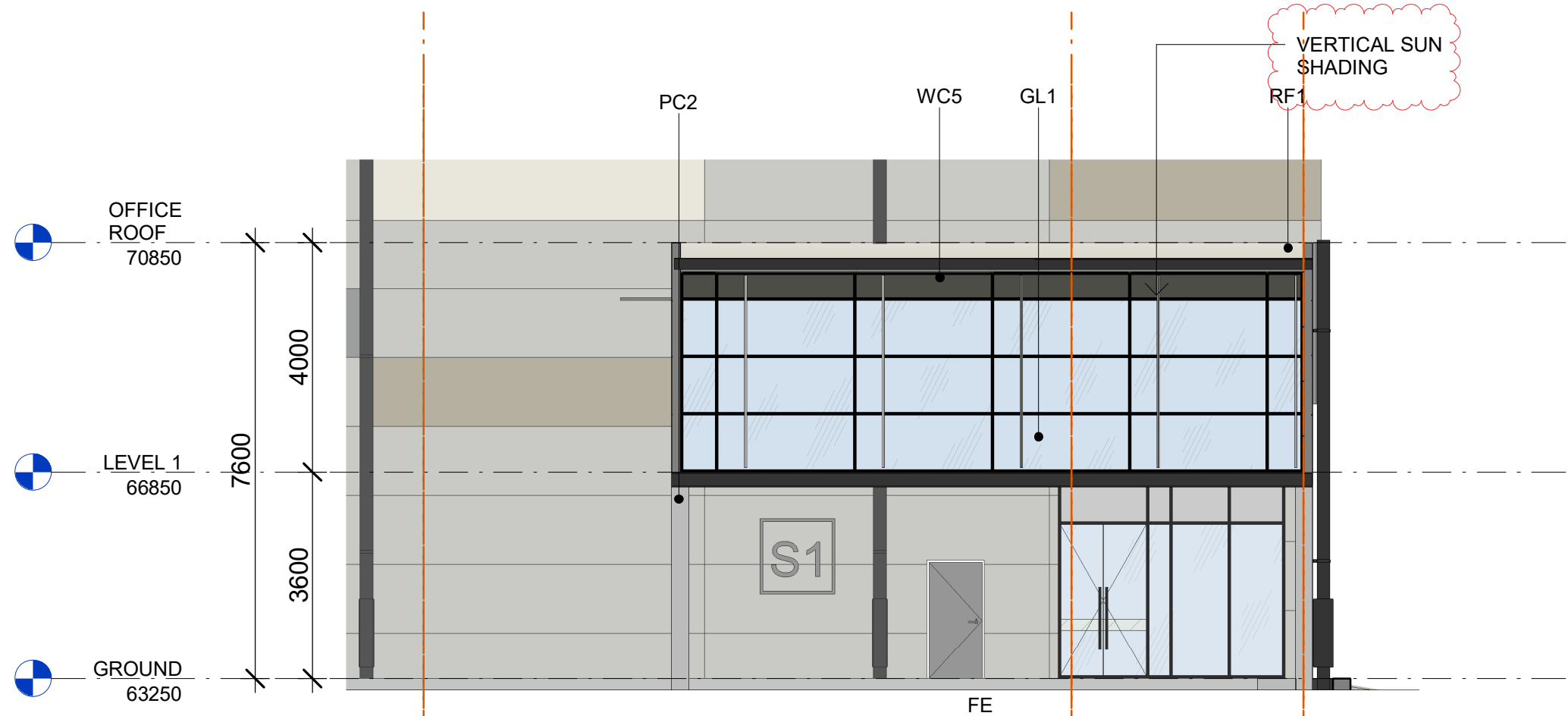


STRATEGY | DESIGN | DELIVERY
ACNC: 002 023 801 ABN: 28 517 605 875
Level 15, 124 Walker Street
North Sydney NSW 2060 Australia
Tel: 61 02 9554 5011
Fax: 61 02 9554 4946
Email: sydney@reidcampbell.com
Website: www.reidcampbell.com

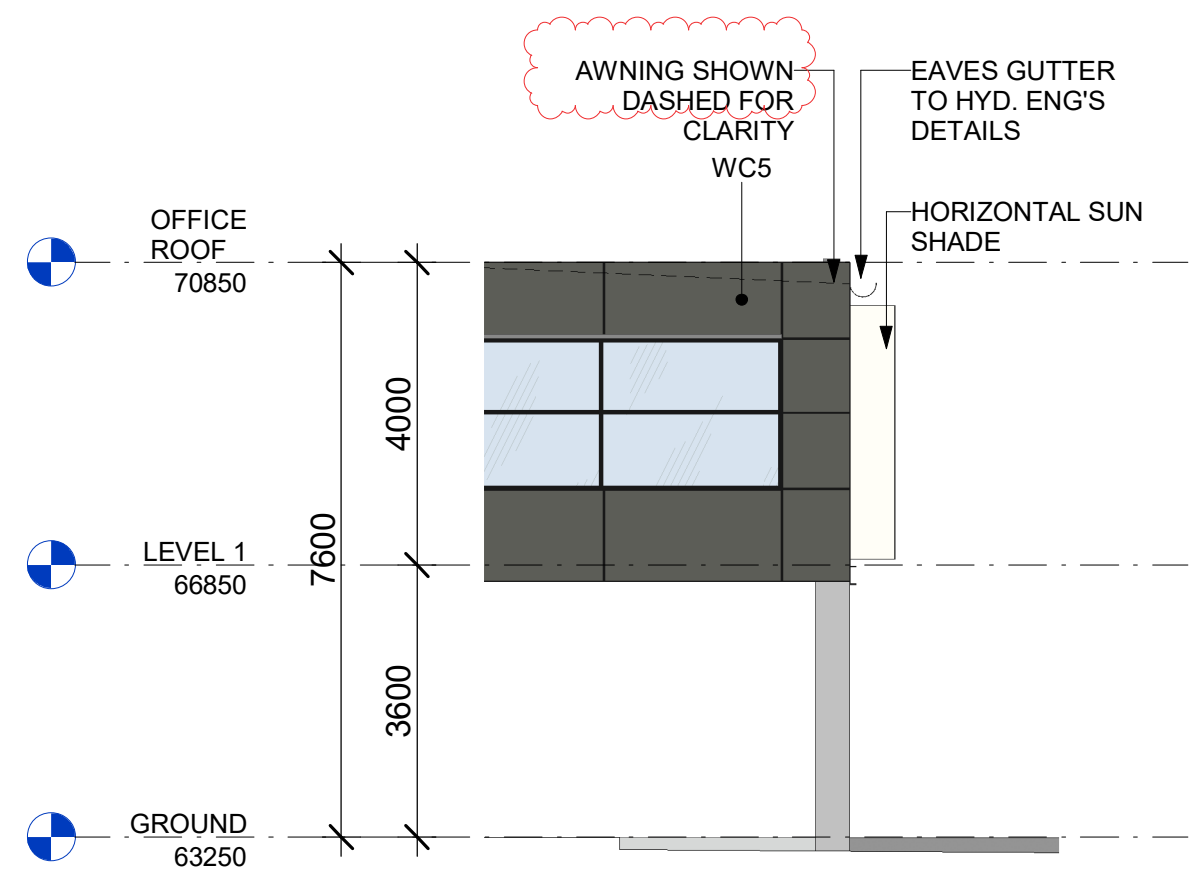
DEVELOPMENT
APPLICATION



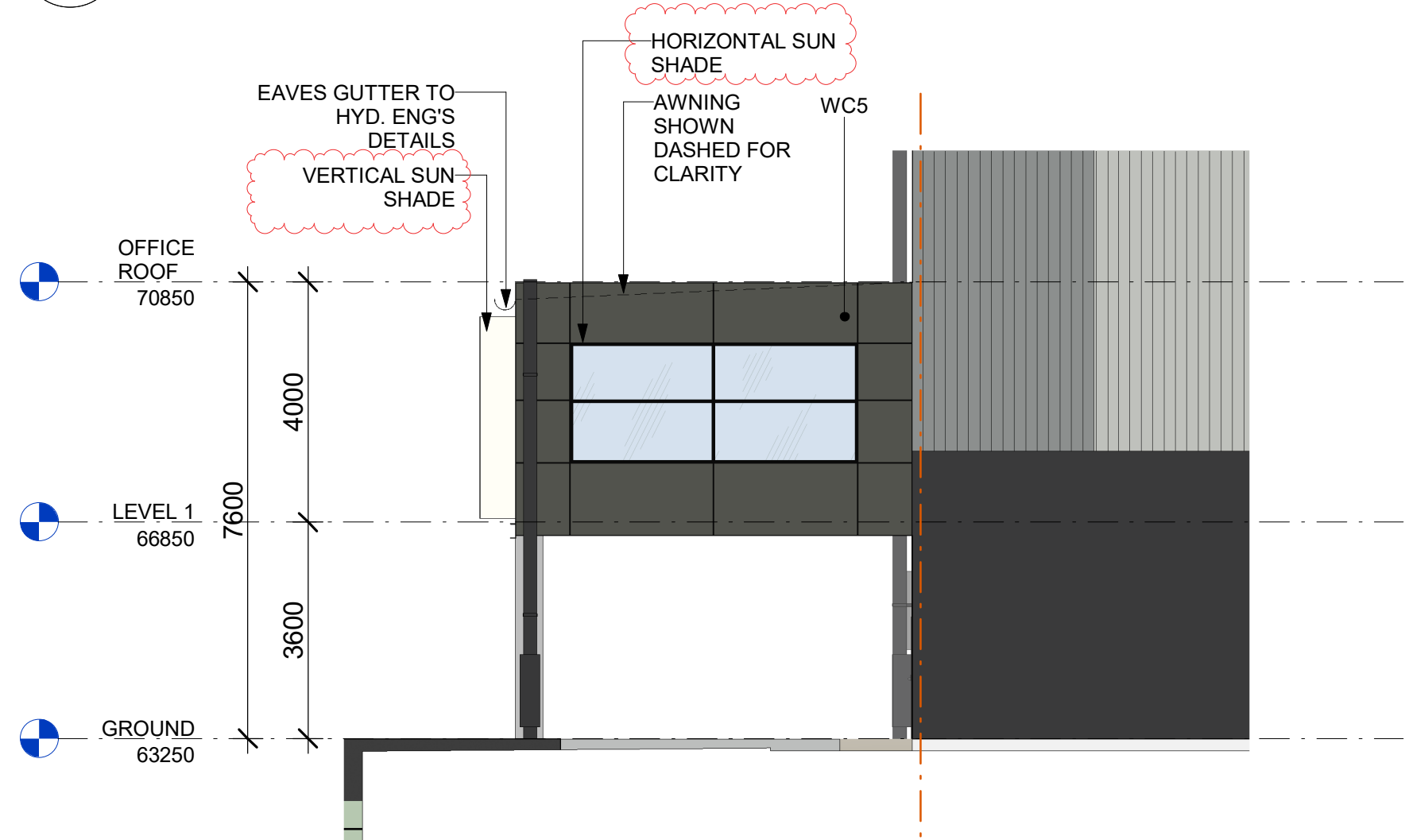
CLIENT	PROJECT MANAGER	PROJECT PROPOSED INDUSTRIAL FACILITY 575-595 FIFTEENTH AVE, AUSTRAL	NORTH POINT
		Drawn Checked PRINT DATE CL MM 23/08/2023 4:28:39 PM	Drawing Title OFFICE TYPE 1 & 2 ELEVATIONS SHEET NUMBER 1210063_A411 ISSUE E



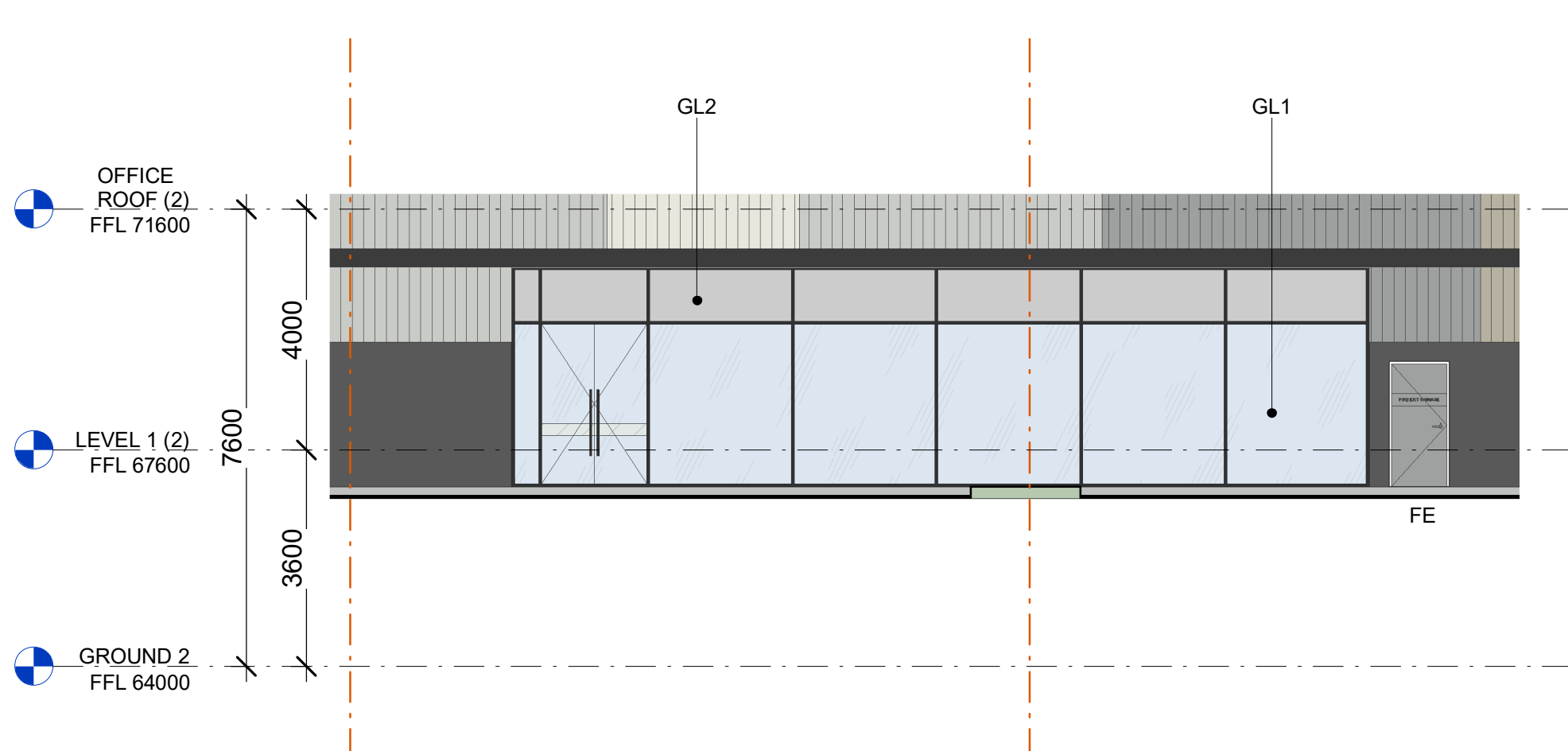
1 OFFICE TYPE 3 EAST ELEVATION
1 : 100



2 OFFICE TYPE 3 SOUTH ELEVATION
1 : 100



3 OFFICE TYPE 3 NORTH ELEVATION
1 : 100



4 OFFICE TYPE 4 EAST ELEVATION
1 : 100

CC

PC1

CORE COLOUR SCHEME

PRECAST PANEL PAINTED 'MONUMENT'

RF1

RF2

PC2

METAL PROFILED ROOF SHEETING 'SURFMIST'

TRANSLUCENT PROFILED ROOF SHEETING

PIGMENTED PRECAST CONCRETE PANEL

GL1

GL2

PC3

TINTED CLEAR VISION GLAZING (LOW REFL.)

SANDBLASTED GLAZING SPANDREL PANEL

PRECAST PANEL PAINTED 'SHALE GREY'

WC1

WC2

PC4

COLORBOND CLADDING 'SHALE GREY'

COLORBOND CLADDING 'WINDSPRAY'

PRECAST PANEL PAINTED 'WINDSPRAY'

WC3

WC4

PC5

COLORBOND CLADDING 'SURFMIST'

COLORBOND CLADDING 'COVE'

PRECAST PANEL PAINTED 'SURFMIST'

WC5

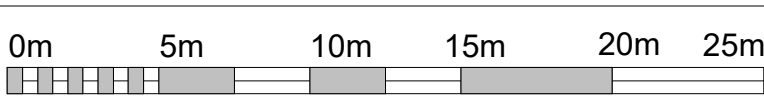
PC6

PRE FINISHED FC PANEL PAINTED 'WOODLAND GREY'

PRECAST PANEL PAINTED 'COVE'

ABBREVIATION	
DP	DOWN PIPE
FE	FIRE EXIT DOOR
G-SL	GATE (SLIDING)
G-SW	GATE SINGLE (SWING)
RSD	ROLLER SHUTTER DOOR
RTW	RETAINING WALL
DL	DOCK LEVELER

- NOTES**
- ALL FFL LEVELS ±500mm.
 - ALL LEVELS AND EXTENTS ARE INDICATIVE & SHOULD BE READ IN CONJUNCTION WITH CIVIL ENG. DWGS FOR FINAL LEVELS OF ALL EARTH WORKS AND EXCAVATION.
 - ALL LANDSCAPING TO LANDSCAPE ARCHITECT'S DETAILS.
 - ALL INFORMATION SUBJECT TO DETAILED DESIGN AND ENGINEERING INPUT.
 - ALL MEASUREMENTS OF EXISTING STRUCTURES ARE APPROXIMATE ONLY, AND TO BE CONFIRMED ON SITE



SCALE BAR 1:250 @ A1 ; 1: 500 @ A3

Drawing Title

OFFICE TYPE 3 & 4 ELEVATIONS

SHEET NUMBER

1210063_A412

ISSUE

E

Notes

-This drawing and design is subject to Reid Campbell (NSW) Pty Ltd copyright and may not be reproduced without prior written consent.

-Contractor to verify all dimensions on site before commencing work.

-Report all discrepancies to project manager prior to construction.

-Figured dimensions to be taken in preference to scaled drawings.

-All work is to conform to relevant Australian Standards and other Codes as applicable, together with other Authorities' requirements and regulations.

Michael Morony NSWARB No. 8218, QLD Reg. No. 5852, ARBV No. VIC00002, APBSA No. s3931, WA00026

Issue	Description	Date	By	QA
A	DRAFT DEVELOPMENT APPLICATION	22.08.2022	CL	MM
B	DEVELOPMENT APPLICATION	12.07.2022	CL	MM
C	DEVELOPMENT APPLICATION	02.08.2022	CL	MM
D	UPDATED DA SET	17.08.2022	SM	MM
E	AMENDED TO ADDRESS COUNCIL COMMENT	23.08.2023	AY	MM

REID CAMPBELL

STRATEGY | DESIGN | DELIVERY

ACN: 002 023 801 ABN: 28 917 605 875

Level 15, 124 Walker Street
North Sydney NSW 2060 Australia

Tel: 61 02 9554 5011
Fax: 61 02 9554 4946
Email: sydney@reidcampbell.com
Website: www.reidcampbell.com

DEVELOPMENT APPLICATION

CLIENT

FYVE

PROJECT MANAGER

PROJECT

PROPOSED INDUSTRIAL FACILITY

575-595 FIFTEENTH AVE, AUSTRAL

Drawn

Checked

PRINT DATE

CL

MM

23/08/2023 4:28:49 PM

NORTH POINT

Drawing Title

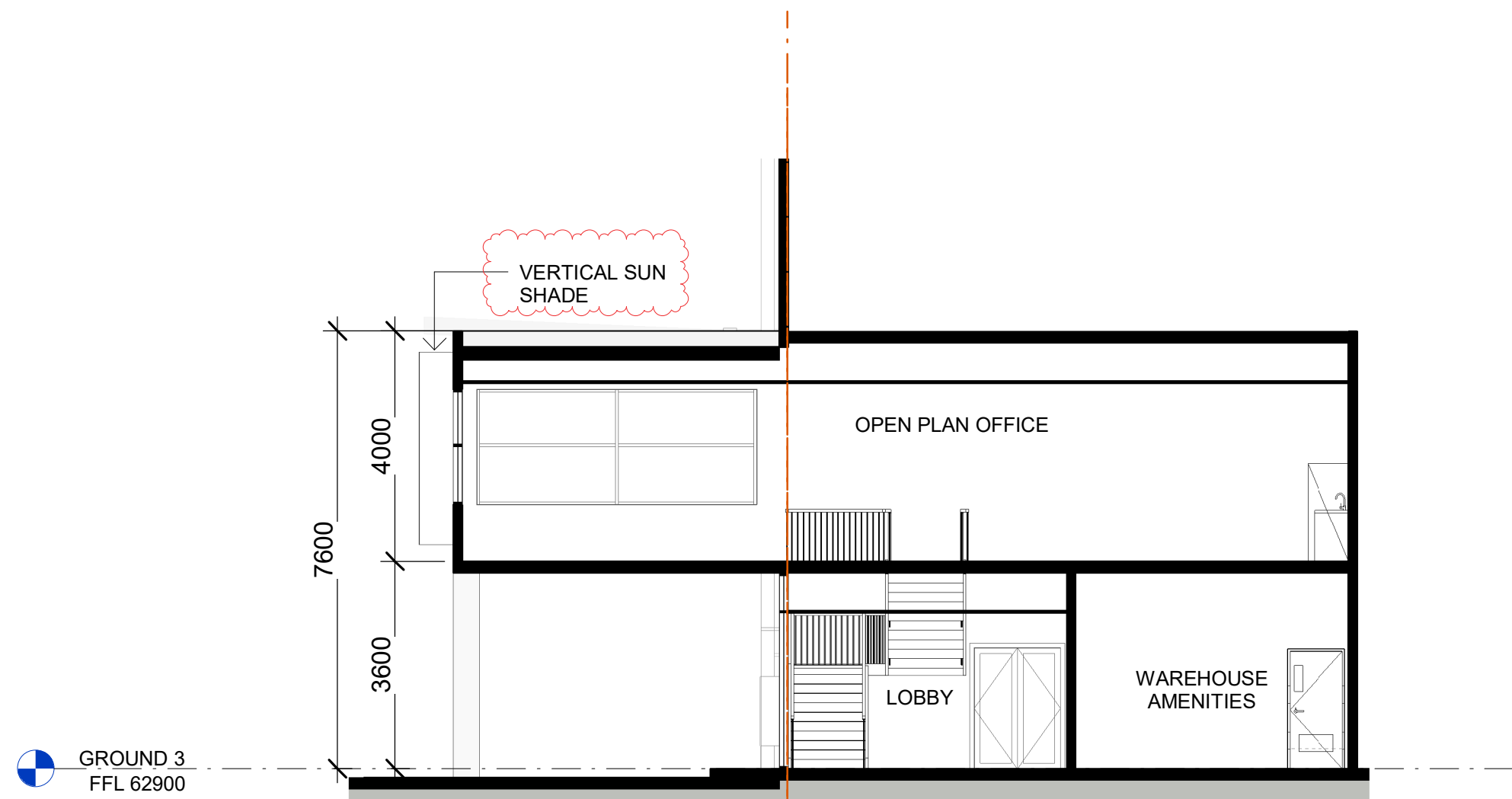
OFFICE TYPE 3 & 4 ELEVATIONS

SHEET NUMBER

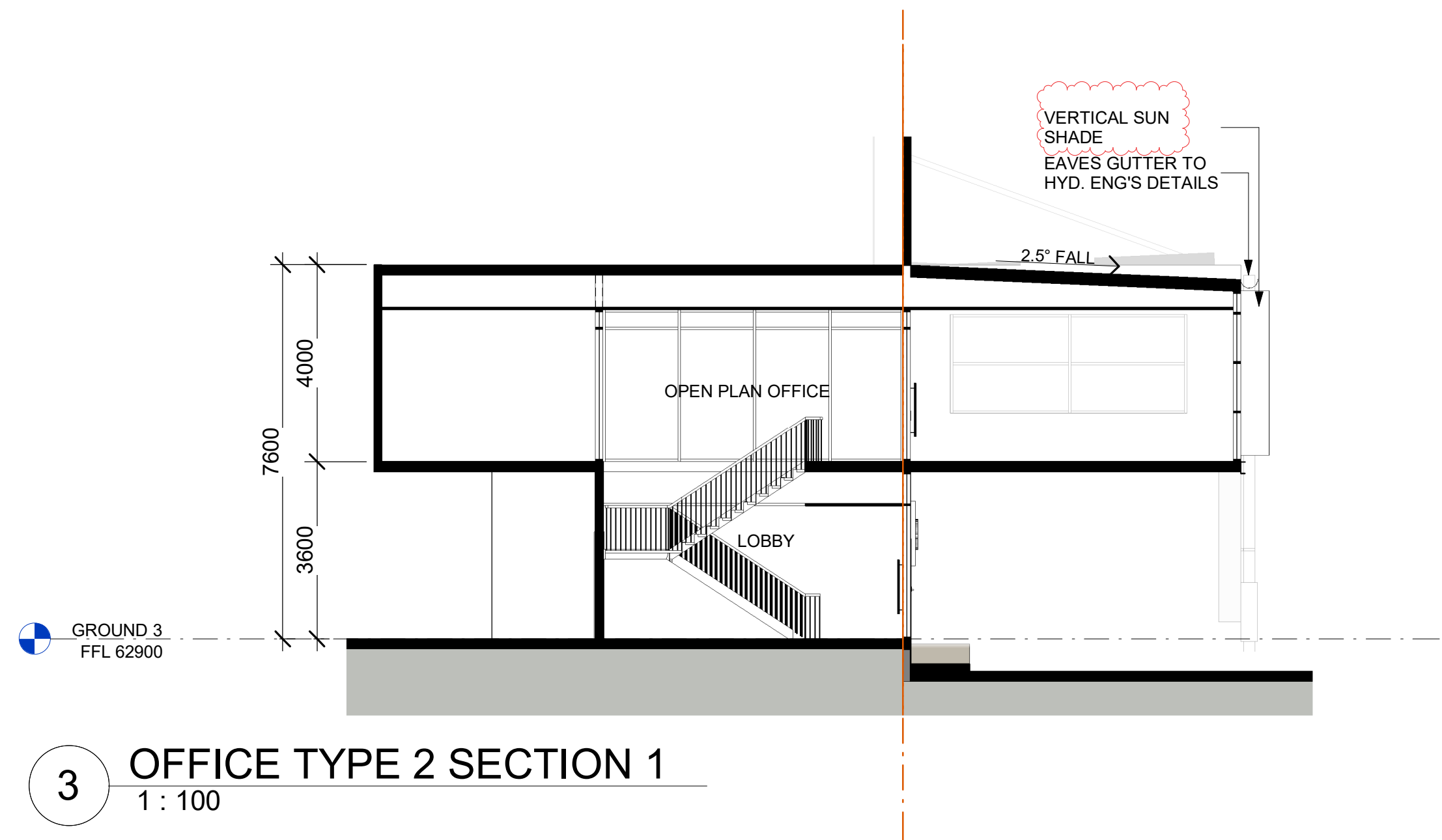
1210063_A412

ISSUE

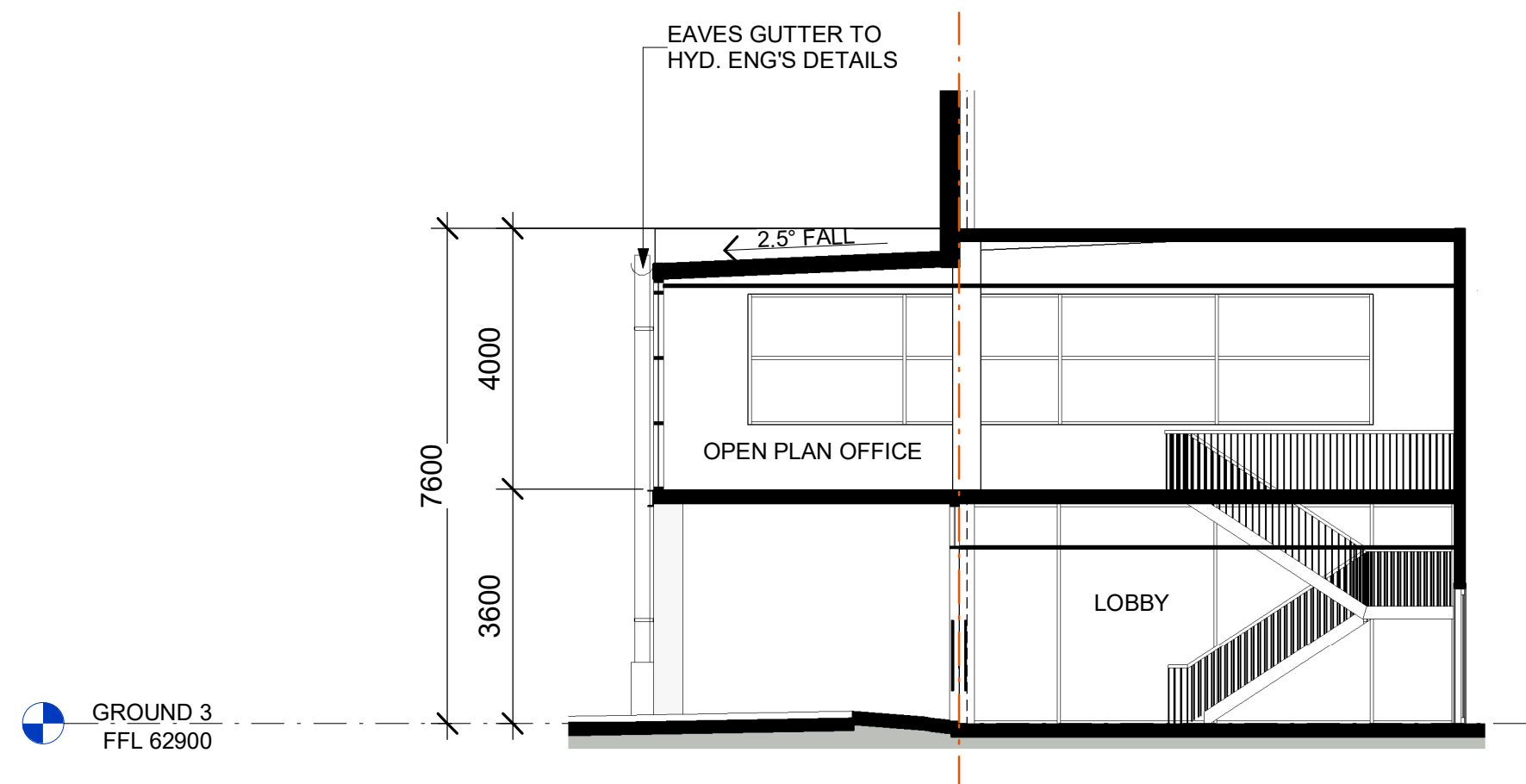
E



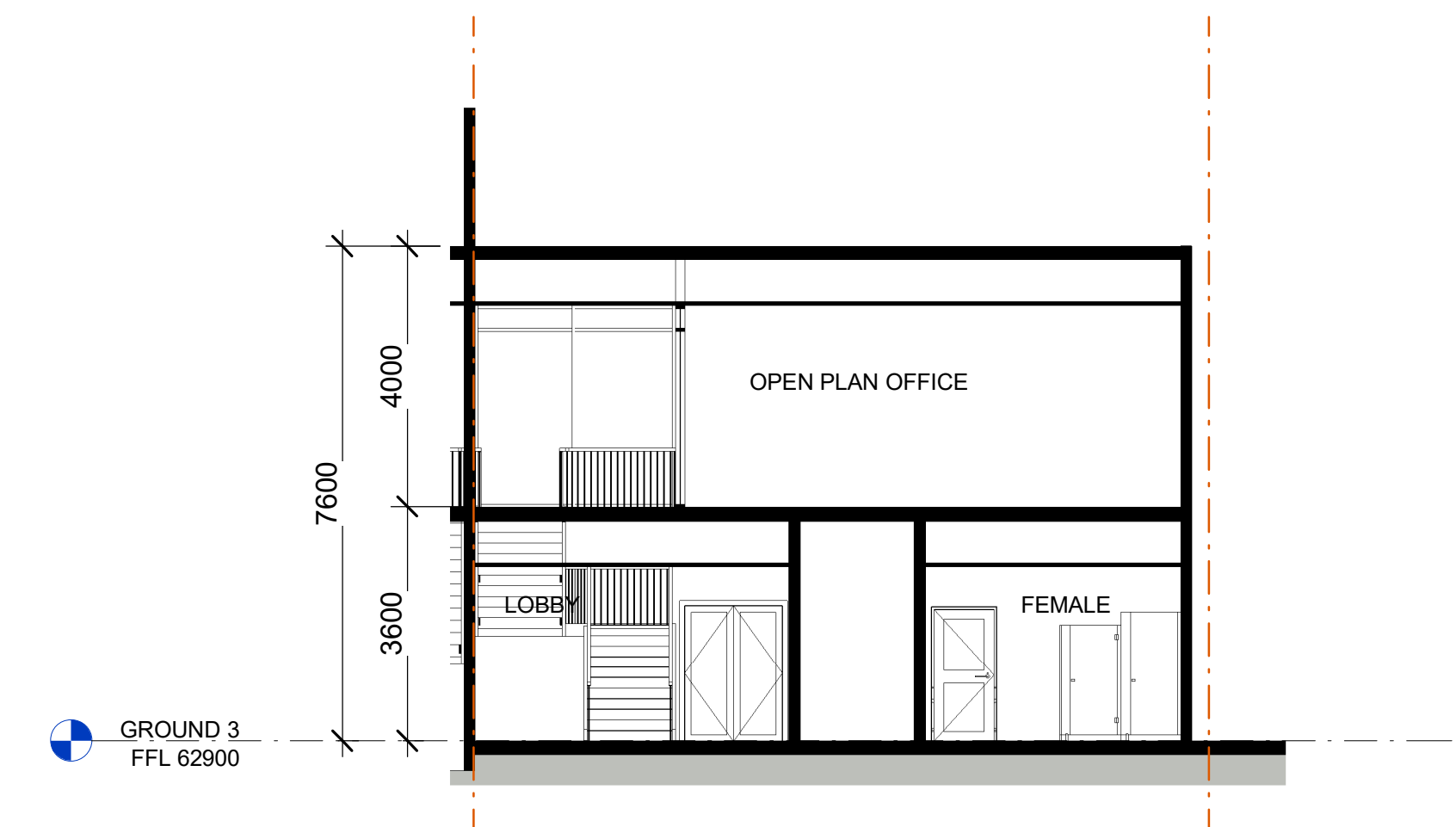
1 OFFICE TYPE 1 SECTION 1
1 : 100



3 OFFICE TYPE 2 SECTION 1
1 : 100



2 OFFICE TYPE 1 SECTION 2
1 : 100



4 OFFICE TYPE 2 SECTION 2
1 : 100

ABBREVIATION

DP	DOWN PIPE
FE	FIRE EXIT DOOR
G-SL	GATE (SLIDING)
G-SW	GATE SINGLE (SWING)
RSD	ROLLER SHUTTER DOOR
RTW	RETAINING WALL
DL	DOCK LEVELER

NOTES

- ALL FFL LEVELS $\pm 500\text{mm}$.
- ALL LEVELS AND EXTENTS ARE INDICATIVE & SHOULD BE READ IN CONJUNCTION WITH CIVIL ENG. DWGS FOR FINAL LEVELS OF ALL EARTH WORKS AND EXCAVATION.
- ALL LANDSCAPING TO LANDSCAPE ARCHITECT'S DETAILS.
- ALL INFORMATION SUBJECT TO DETAILED DESIGN AND ENGINEERING INPUT.
- ALL MEASUREMENTS OF EXISTING STRUCTURES ARE APPROXIMATE ONLY, AND TO BE CONFIRMED ON SITE



SCALE BAR 1:250 @ A1 ; 1: 500 @ A3

Drawing Title

OFFICE TYPE 1 & 2 SECTIONS

SHEET NUMBER

1210063_A421

ISSUE

E

Notes
-This drawing and design is subject to Reid Campbell (NSW) Pty Ltd copyright and may not be reproduced without prior written consent.
-Contractor to verify all dimensions on site before commencing work.
-Report all discrepancies to project manager prior to construction.
-Figured dimensions to be taken in preference to scaled drawings.
-All work is to conform to relevant Australian Standards and other Codes as applicable, together with other Authorities' requirements and regulations.
Michael Morony NSWARB No. 8218, QLD Reg. No. 5852, ARBV No. VIC00002, APBSA No. s3931, WA00026

Issue	Description	Date	By	QA
A	DRAFT DEVELOPMENT APPLICATION	22.08.2022	CL	MM
B	DEVELOPMENT APPLICATION	12.07.2022	CL	MM
C	DEVELOPMENT APPLICATION	02.08.2022	CL	MM
D	UPDATED DA SET	17.08.2022	SM	MM
E	AMENDED TO ADDRESS COUNCIL COMMENT	23.08.2023	AY	MM



STRATEGY | DESIGN | DELIVERY
ACNC: 002 023 801 ABN: 28 917 605 875
Level 15, 124 Walker Street
North Sydney NSW 2060 Australia
Tel: 61 02 9554 5011
Fax: 61 02 9554 4946
Email: sydney@reidcampbell.com
Website: www.reidcampbell.com

DEVELOPMENT
APPLICATION

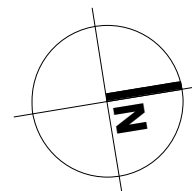
FYVE

CLIENT

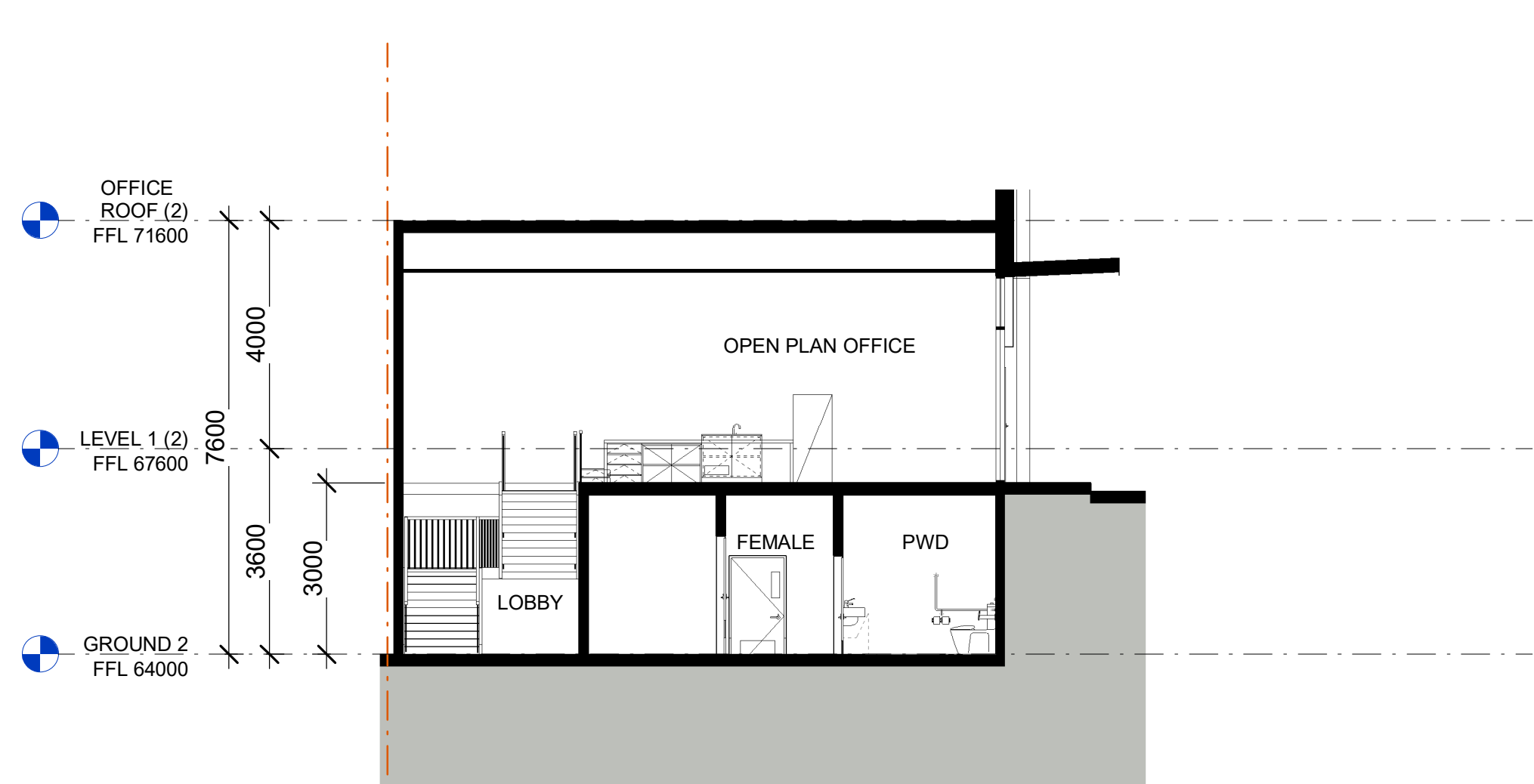
PROJECT MANAGER

PROJECT
PROPOSED INDUSTRIAL
FACILITY
575-595 FIFTEENTH AVE, AUSTRAL

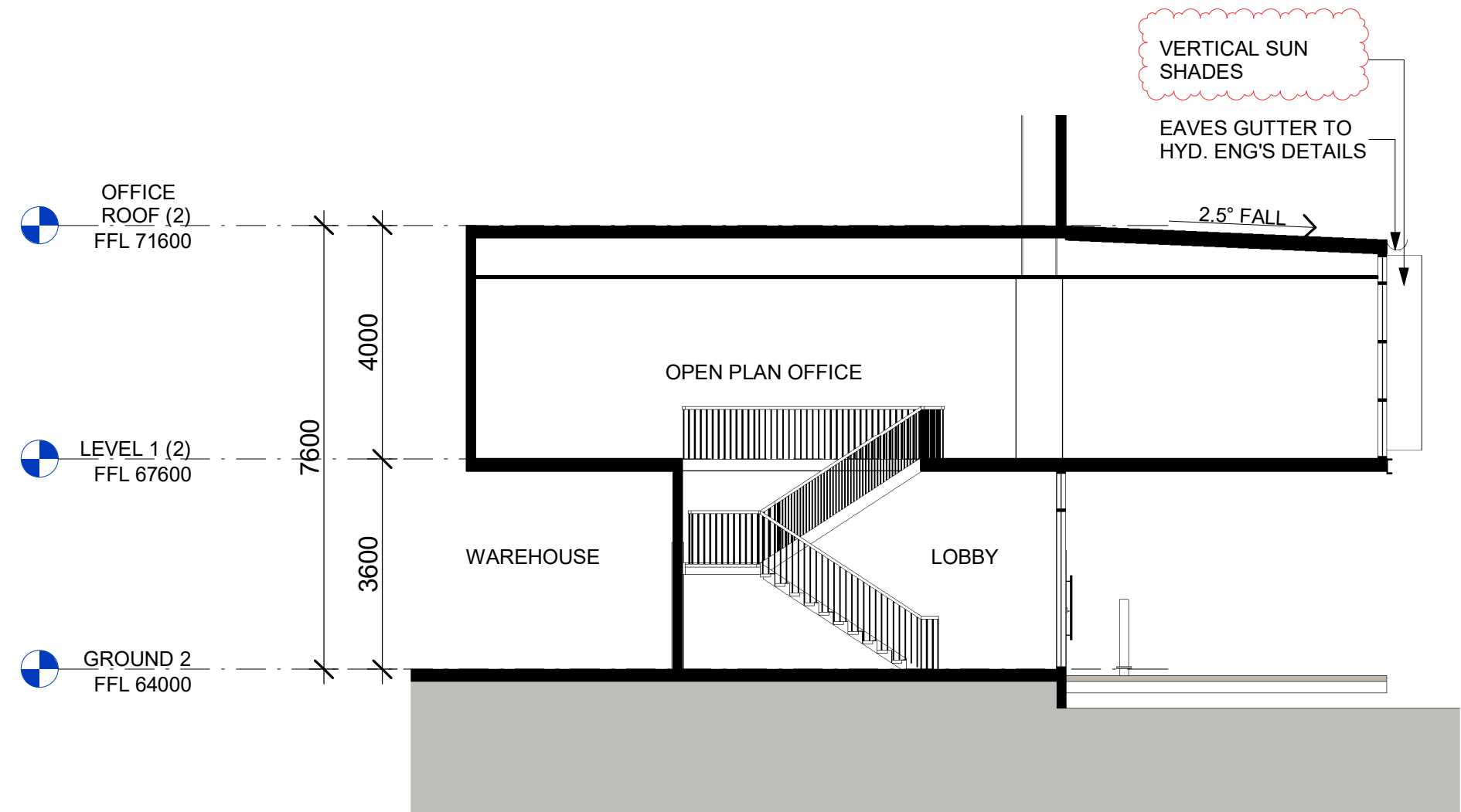
NORTH POINT



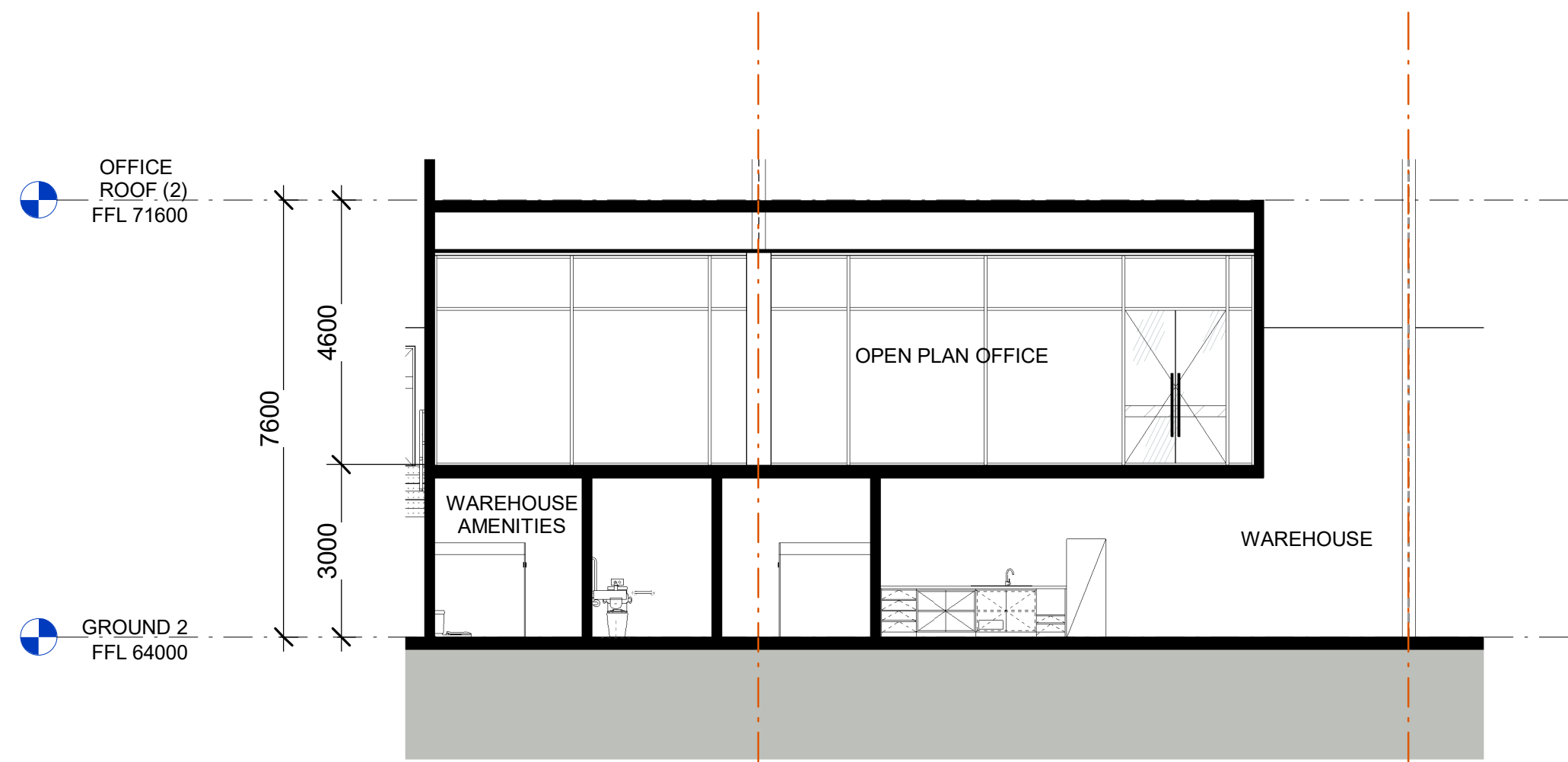
Drawn	Checked	PRINT DATE
CL	MM	23/08/2023 4:29:02 PM



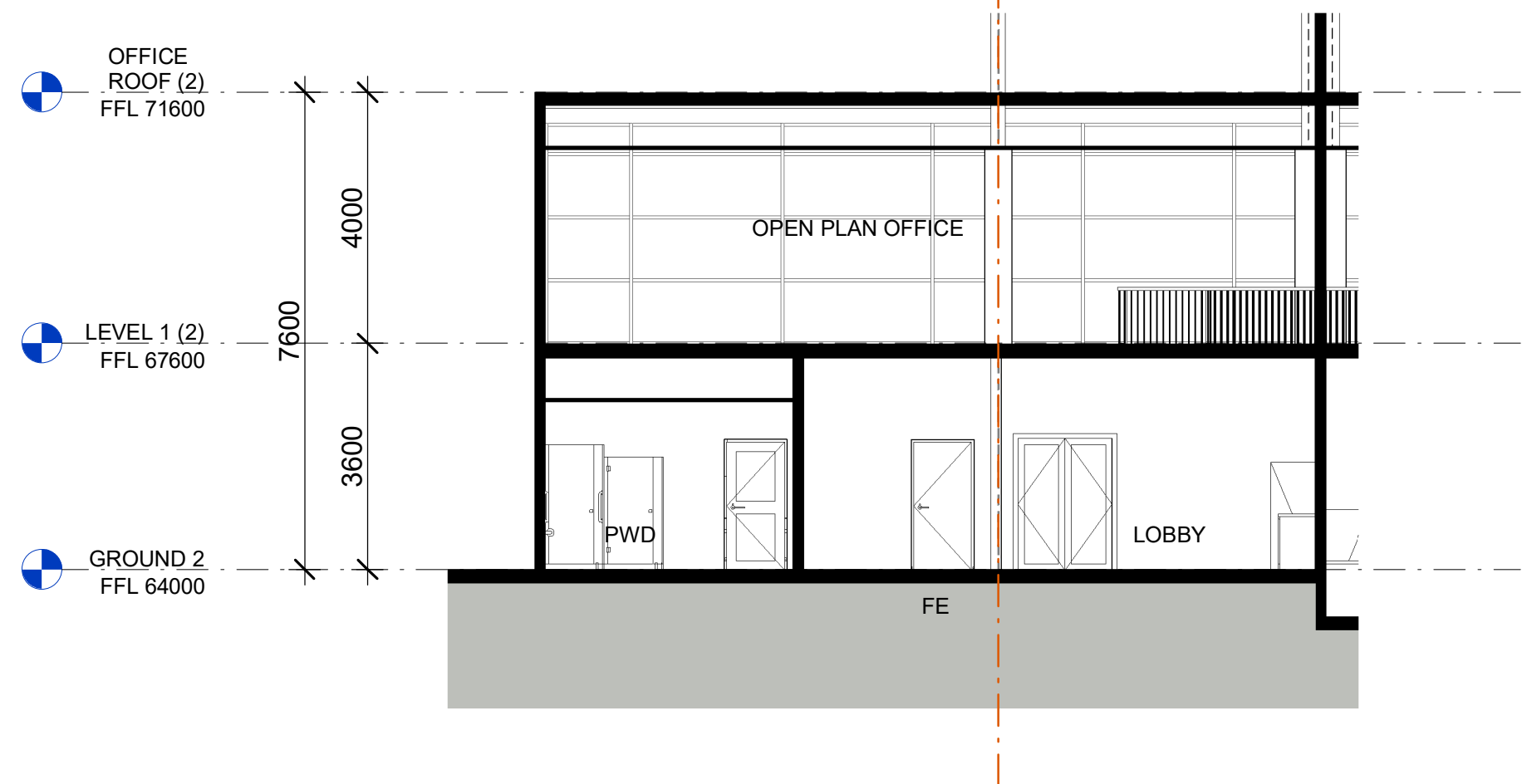
1 OFFICE TYPE 3 SECTION 1
1 : 100



3 OFFICE TYPE 4 SECTION 1
1 : 100



2 OFFICE TYPE 3 SECTION 2
1 : 100



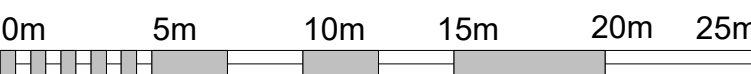
4 OFFICE TYPE 4 SECTION 2
1 : 100

ABBREVIATION

DP	DOWN PIPE
FE	FIRE EXIT DOOR
G-SL	GATE (SLIDING)
G-SW	GATE SINGLE (SWING)
RSD	ROLLER SHUTTER DOOR
RTW	RETAINING WALL
DL	DOCK LEVELER

NOTES

- ALL FFL LEVELS $\pm 500\text{mm}$.
- ALL LEVELS AND EXTENTS ARE INDICATIVE & SHOULD BE READ IN CONJUNCTION WITH CIVIL ENG. DWGS FOR FINAL LEVELS OF ALL EARTH WORKS AND EXCAVATION.
- ALL LANDSCAPING TO LANDSCAPE ARCHITECT'S DETAILS.
- ALL INFORMATION SUBJECT TO DETAILED DESIGN AND ENGINEERING INPUT.
- ALL MEASUREMENTS OF EXISTING STRUCTURES ARE APPROXIMATE ONLY, AND TO BE CONFIRMED ON SITE



SCALE BAR 1:250 @ A1 ; 1: 500 @ A3

Drawing Title

OFFICE TYPE 3 & 4 SECTIONS

SHEET NUMBER

1210063_A422

ISSUE

E

Notes	Issue	Description	Date	By	QA
-This drawing and design is subject to Reid Campbell (NSW) Pty Ltd copyright and may not be reproduced without prior written consent. -Contractor to verify all dimensions on site before commencing work. -Report all discrepancies to project manager prior to construction. -Figured dimensions to be taken in preference to scaled drawings. -All work is to conform to relevant Australian Standards and other Codes as applicable, together with other Authorities' requirements and regulations.	A	DRAFT DEVELOPMENT APPLICATION	22.08.2022	CL	MM
	B	DEVELOPMENT APPLICATION	12.07.2022	CL	MM
	C	DEVELOPMENT APPLICATION	02.08.2022	CL	MM
	D	UPDATED DA SET	17.08.2022	SM	MM
	E	AMENDED TO ADDRESS COUNCIL COMMENT	23.08.2023	AY	MM
Michael Morony NSWARB No. 8218, QLD Reg. No. 5852, ARBV No. VIC00002, APBSA No. s3931, WA00026					



STRATEGY | DESIGN | DELIVERY

ACNC: 002 023 801 ABN: 28 917 605 875

Level 15, 124 Walker Street
North Sydney NSW 2060 Australia

Tel: 61 02 9554 5011
Fax: 61 02 9554 4946

Email: sydney@reidcampbell.com
Website: www.reidcampbell.com

DEVELOPMENT
APPLICATION

FYVE

CLIENT

PROJECT MANAGER

PROJECT

PROPOSED INDUSTRIAL
FACILITY
575-595 FIFTEENTH AVE, AUSTRAL

Drawn

Checked

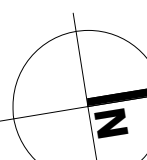
PRINT DATE

CL

MM

23/08/2023 4:29:10 PM

NORTH POINT



PROPOSED INDUSTRIAL FACILITY

575-595 FIFTEENTH AVE, AUSTRAL

ARCHITECTURAL DRAWING SCHEDULE

DRAWING NO. DRAWING NAME REVISION ISSUE DATE

A001	COVER SHEET / DRAWING LIST	G	22.04.2024
A002	SITE ANALYSIS	E	23.08.2023
A003	SIGNAGE PLAN	E	23.08.2023
A004	PERSPECTIVES	E	23.08.2023
A006	STAGING DIAGRAM	C	22.04.2024
A007	DRAFT SUBDIVISION PLAN	B	23.08.2023
A008	CARPARK ALLOCATION PLAN	A	23.08.2023
A009	DEMOLITION PLAN	A	23.08.2023
A010	CONCEPT PLAN - PRE FIFTEENTH AVENUE UPGRADE	A	23.08.2023
A011	CONCEPT PLAN - POST FIFTEENTH AVENUE UPGRADE	A	23.08.2023
A012	CONCEPT PLAN - POST COLLECTOR ROAD UPGRADE	A	23.08.2023
A020	STAGE 1 OF DEVELOPMENT SITE PLAN	H	22.04.2024
A021	STAGE 3 OF DEVELOPMENT SITE PLAN	G	23.08.2023
A101	WAREHOUSE 1 PLAN	E	23.08.2023
A102	WAREHOUSE 1 ROOF PLAN	E	23.08.2023
A103	WAREHOUSE 2 PLAN	F	23.08.2023
A104	WAREHOUSE 2 ROOF PLAN	F	23.08.2023
A200	STREET ELEVATIONS	E	23.08.2023
A201	WAREHOUSE 1 ELEVATIONS N & E	F	23.08.2023
A202	WAREHOUSE 1 ELEVATIONS S & W	F	23.08.2023
A203	WAREHOUSE 2 ELEVATIONS N & E	F	23.08.2023
A204	WAREHOUSE 2 ELEVATIONS S & W	F	23.08.2023
A301	WAREHOUSE 1 SECTIONS	F	23.08.2023
A302	WAREHOUSE 2 SECTIONS	F	23.08.2023
A401	OFFICE TYPE 1	E	23.08.2023
A402	OFFICE TYPE 2	F	23.08.2023
A403	OFFICE TYPE 3	E	23.08.2023
A404	OFFICE TYPE 4	F	23.08.2023
A411	OFFICE TYPE 1 & 2 ELEVATIONS	E	23.08.2023
A412	OFFICE TYPE 3 & 4 ELEVATIONS	E	23.08.2023
A421	OFFICE TYPE 1 & 2 SECTIONS	E	23.08.2023
A422	OFFICE TYPE 3 & 4 SECTIONS	E	23.08.2023

PERSPECTIVE VIEW



DEVELOPMENT APPLICATION

Notes -This drawing and design is subject to Reid Campbell (NSW) Pty Ltd copyright and may not be reproduced without prior written consent. -Contractor to verify all dimensions on site before commencing work. -Report all discrepancies to project manager prior to construction. -Figured dimensions to be taken in preference to scaled drawings. -All work is to conform to relevant Australian Standards and other Codes as applicable, together with other Authorities' requirements and regulations. Michael Morony NSWARB No. 8218, QLD Reg. No. 5852, ARBV No. VIC00002, APBSA No. s3931, WA00026	Issue	Description	Date	By	QA
	A	DRAFT DEVELOPMENT APPLICATION	22.06.2022	CL	MM
	B	DEVELOPMENT APPLICATION	29.06.2022	CL	MM
	C	DEVELOPMENT APPLICATION	12.07.2022	CL	MM
	D	DEVELOPMENT APPLICATION	02.08.2022	CL	MM
	E	UPDATED DA SET	17.08.2022	SM	MM
	F	AMENDED TO ADDRESS COUNCIL COMMENT	23.08.2023	AY	MM
	G	UPDATED STORMWATER BASIN	22.04.2024	BZ	MM

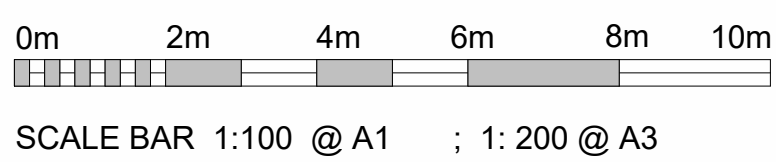


STRATEGY | DESIGN | DELIVERY
ACN: 002 033 801 ABN: 28 317 605 875

Level 15, 124 Walker Street
North Sydney NSW 2060 Australia
Tel: 61 02 9554 5011
Fax: 61 02 9554 4946
Email: sydney@reidcampbell.com
Website: www.reidcampbell.com

DEVELOPMENT APPLICATION

CLIENT	PROJECT MANAGER	PROJECT PROPOSED INDUSTRIAL FACILITY 575-595 FIFTEENTH AVE, AUSTRAL	NORTH POINT 	Drawing Title COVER SHEET / DRAWING LIST
		Drawn Checked PRINT DATE CL MM 22/04/2024 2:42:20 PM		SHEET NUMBER 1210063_A001
				ISSUE G



SCALE BAR 1:100 @ A1 ; 1: 200 @ A3